

2. Blog Pro User Guides

Thank you for purchasing our extension. If you have any questions that are beyond the scope of this document, do not hesitate to leave us an email via our email address below.

Created: 13/09/2017 | By: Magenest | Support Portal: <http://servicedesk.izysync.com/servicedesk/customer/portal/91>

- [Introduction](#)
 - [Features For Customers](#)
 - [Features For Admins](#)
 - [System Requirements](#)
- [Configuration](#)
- [Backend](#)
 - [Create a new post](#)
 - [Create new categories](#)
 - [Add authors](#)
- [Frontend Usage](#)
- [Update](#)
- [Support](#)

Introduction

Magento 2 Blog Pro extension shows the latest information in professional way so that you can engage and attract huge amount of visitor for your store.

Features For Customers

- View blog posts
- Navigate quickly between blog posts using categories
- Comment on blog post using Facebook account
- View video directly on blog posts

Features For Admins

- Manage categories.
- Manage blog posts
- Setup index page, post view, post list, and sidebar for blog posts.

System Requirements

Your store should be running on Magento Community Edition version 2.0.x, 2.1.x or 2.2.x



Configuration

Browse back-end menu **Blog -> Settings**, then filling in information:

There are 5 tabs that you need to concern in Configuration:

Configuration

Store View: Default Config ? Save Config

MAGENEST

Blog

Game License

GENERAL

CATALOG

CUSTOMERS

SALES

SERVICES

ADVANCED

Appearance

Display

Search Engine Optimization

Comments

Sharing

Appearance

Appearance

Top Menu Title [store view] Blog

Blog Name [store view] Blog

Date Format [store view] F j, Y

Display

Search Engine Optimization

Display:

Appearance

Display

Visible Navigation Menu
[store view]

Yes

Search Engine Optimization

Comments

Sharing

Search Engine Optimization

Search Engine Optimization

Base URL
[global]

blog

Base Meta Title
[store view]

Blog

Base Meta Description
[store view]

Blog

Base Meta Keywords
[store view]

Blog

URL Suffix for Posts
[store view]

.html

URL Suffix for Categories
[store view]

.html

Comments


- Disqus
- Facebook
- Insite

Search Engine Optimization	Disable comments	
Comments	Disqus	
	Facebook	
	In Site	
Provider [store view]	Disqus	▼
Disqus Blog Shortname [store view]	magento2-blog	
Sharing		

Sharing:

- A blog can be shared via a hundred social network such as Facebook, Twitter, Gmail, Google+, Line, etc.

Comments	
Sharing	
Enable AddThis Sharing Buttons [store view]	Yes Yes No



Backend

Create a new post

Administrator can add a new post or manage all post. In the back end, go to Blog --> List post

All Posts

Search by keyword

1 records found

ID	Title	Status	Author	Published On	Action
1	Review IP7 Plus	Published	Franklin	Sep 12, 2017 8:27:28 AM	Edit Delete

Copyright © 2017 Magento Commerce Inc. All rights reserved.

Magento ver. 2.2.0-dev
[Account Activity](#) | [Report an Issue](#)

In order to have a new post in blog, click to Add new post

There are 3 type of status:

- Draft
- Pending review
- Published

Only when status is published, a post is appeared on blog.

Review IP7 Plus

Preview Changes ← Back Delete Reset **Save**

Publish

Status: Published

Published on: 12 Sep 2017 8:27 AM

☐ Pin post at the top

Categories

Store Views

All Store Views

Tags

iPhone × Iphone7 × Iphone7 Plus × Samsung ×

Add more tags in here.

Author

General Information Search Engine Optimization Related Products List Comments

Title *
Review IP7 Plus

Show / Hide Editor

iPhone 7 Plus – Design

The shape and feel of the iPhone 7 Plus is very much like that of the two versions before it. It's big – properly big – especially when you add a case to it.

Yes, it has an expansive screen, but it's the iPhone 7 Plus's height that makes it a handful.

If you haven't used a phablet before, it's worth testing out first. I found it takes about a week to get accustomed to a larger phone, but I wouldn't go back. There's just so much more you can do with a screen this size, but some will struggle to use it easily.

If you want set the lifetime of the post. Applies to postings is the sales off content. Then you can use the function " Countdown for post "

Review IP7 Plus

Preview Changes ← Back Delete Reset **Save**

Publish

Status: Published

Published on: 13 Apr 2018 2:31 PM

☐ Pin post at the top

Countdown for post

Date start: 13 Apr 2018 2:34 PM

Date end: 30 Jul 2018 2:31 PM

Categories

☐ Blog

☐ Blog

☐ Blog

Store Views

General Information Search Engine Optimization Related Products List Comments

Title *
Review IP7 Plus

Show / Hide Editor

iPhone 7 Plus – Design

The shape and feel of the iPhone 7 Plus is very much like that of the two versions before it. It's big – properly big – especially when you add a case to it.

Yes, it has an expansive screen, but it's the iPhone 7 Plus's height that makes it a handful.

If you haven't used a phablet before, it's worth testing out first. I found it takes about a week to get accustomed to a larger phone, but I wouldn't go back. There's just so much more you can do with a screen this size, but some will struggle to use it easily.

Admin may attach file image, fill information in blank for short content or content, and set tags

Blog

General Information

Search Engine Optimization

General Information

Title *

Blog

Status

Enabled

Back

Delete

Reset

Save

Add authors

In back end, go to Blog --> Authors

DASHBOARD

SALES

CATALOG

CUSTOMERS

MARKETING

BLOG

CONTENT

REPORTS

STORES

Authors

Add New Author

Search by keyword

Filters

Columns

Export

Actions

1 records found

20 per page

1 of 1

	ID	Display Name	Avatar	Information	Action
<input type="checkbox"/>	1	Franklin		<p>Hello</p>	Edit

Copyright © 2017 Magento Commerce Inc. All rights reserved.


Magento ver. 2.2.0-dev

[Account Activity](#) | [Report an Issue](#)

Click to **Add New Author** to add author for blogs.

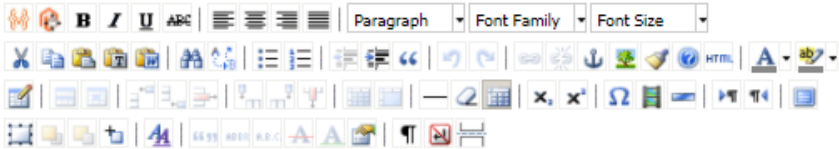
Display Name *

Avatar *



No file chosen
☐ Delete Image

Information



Paragraph
Font Family
Font Size

Hello

Fill information about Name author, avatar, and introduce.

Frontend Usage

How the post will be represented to your customers.

Social network sharing buttons: allow users choose visible social network

Tags: allow users click on plus simple to extend choosing for social network

Categories: represent the category which contains the post

How to comment

Your customers may comment by using Facebook, customers account.

Update

- When a new update is available, we will provide you with a new package containing our updated extension.
- You will have to delete the module directory and repeat the installing steps above.
- Flush the config cache. Your store and newly installed module should be working as expected.

Support

- We will reply to support requests after **2 business days**.
- We will offer **lifetime free update and 6 months free support for all of our paid products**. Support includes answering questions related to our products, bug/error fixing to make sure our products fit well in your site exactly like our demo.
- Support **DOES NOT** include other series such as customizing our products, installation and uninstallation service.

Once again, thank you for purchasing our extension. If you have any questions relating to this extension, please do not hesitate to contact us for support.