

2. Multiple Wishlist User Guide

Thank you for purchasing our extension. If you have any questions that are beyond the scope of this document, do not hesitate to leave us an email via our email address below.

Created: 29/11/2019 | By: Magenest

Introduction


Magento 2 Multiple Wishlist is an extension developed by Magenest, which helps customers to add products to more than one wishlist, allows them to manage and moderate their desired products in a more effective way.

Features

- Create multiple wish lists.
- Add products to different wish lists.
- Manage wish lists easily: add, rename, delete, update and share wish list.
- Moderate the products in wish list: add, move, copy and delete product.
- Add to cart a specific product or all of them in a wish list

System Requirements

Your store should be running on Magento 2 Community Edition version 2.2.x, 2.3.x or Magento 2 Enterprise Edition version 2.2.x, 2.3.x.



Configuration

+ To go to the configuration page for multiple wish lists, on the Admin sidebar, go to **Store > Configuration**.

+ On **Configuration** page, click on **Multiple Wishlist** tab to open the configuration for it.

GENERAL

- **Enable:** Choose **Yes** to enable the extension.
- **Facebook Share Button:** Choose **Yes** to add the Facebook icon to sharing options list.
- **Twitter Share Button:** Choose **Yes** to add the Twitter icon to sharing options list.
- **Maximum Number Of Wishlist:** Set the number of wish lists that a customer can create.

EMAIL SETTINGS

The extension allows sending the notification email to customers when the quantity of a product in their wish list reaches a certain low threshold.

- **Frequency:** Select the unit of time to check the stock quantity of the wished product. There are three options in this field: **Day, Week, Month**.
- **Interval Time:** Enter the number of **days/weeks/months**.
- **Low threshold:** Set the product quantity threshold. When the stock quantity of a wished product reaches this threshold, an email will be delivered to the customer to remind them about the wish list.

DASHBOARD

CATALOG

MAGEPLAZA

REPORTS

STORES

Configuration

69
 magenest

Store View: Default Config ?

Save Config

MAGENEST

Multiple Wishlist

MAGEPLAZA EXTENSIONS

General

Enabled

[store view]

Yes

Facebook Share Button

[store view]

Yes

☒ Use system value

Twitter Share Button

[store view]

Yes

☒ Use system value

Maximum Number Of Wishlist

[store view]

105

☐ Use system value

This number wish list customer can create

Email Settings

Frequency

[store view]

Day

☒ Use system value

Interval Time

[store view]

1

☒ Use system value

Enter the number to check product in wishlist for X

Low threshold

[store view]

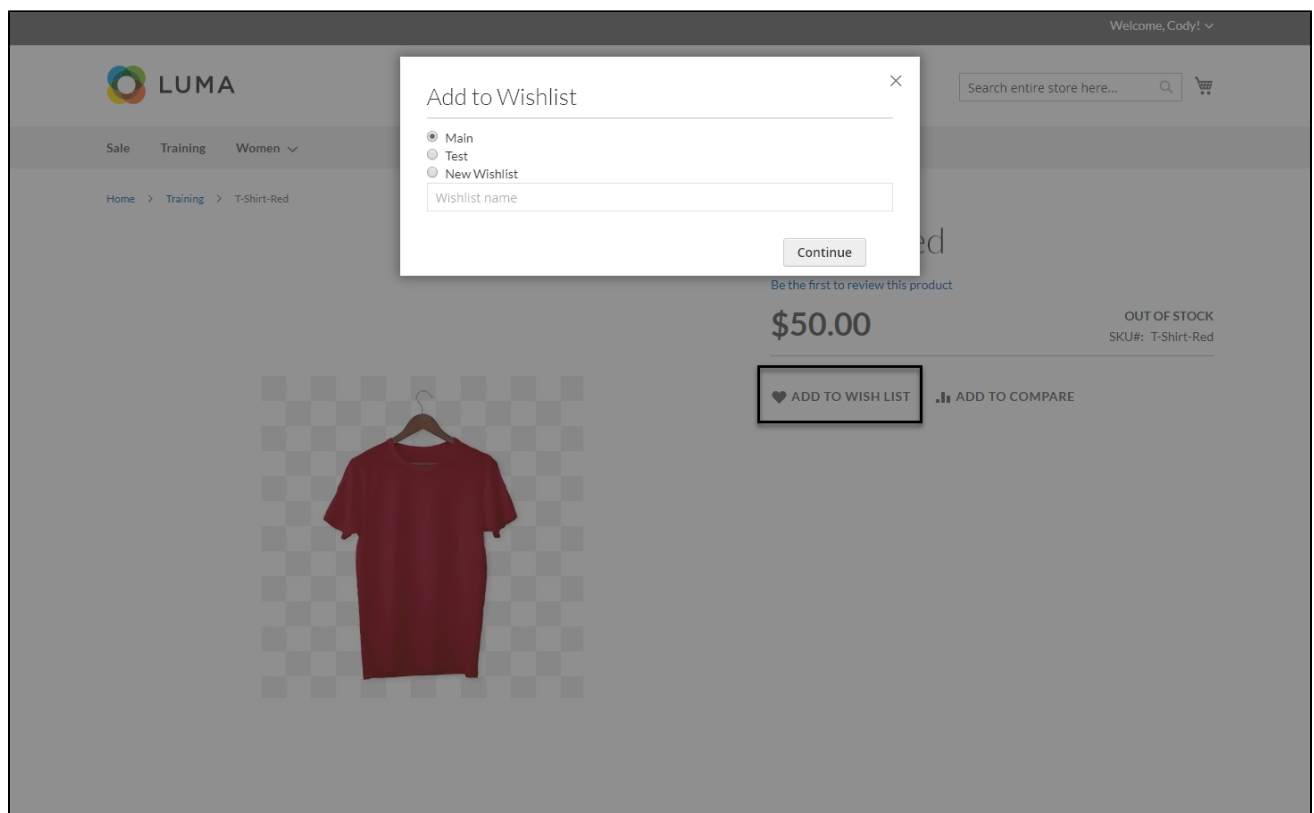
105

☐ Use system value

This number product is checked to remind customer.

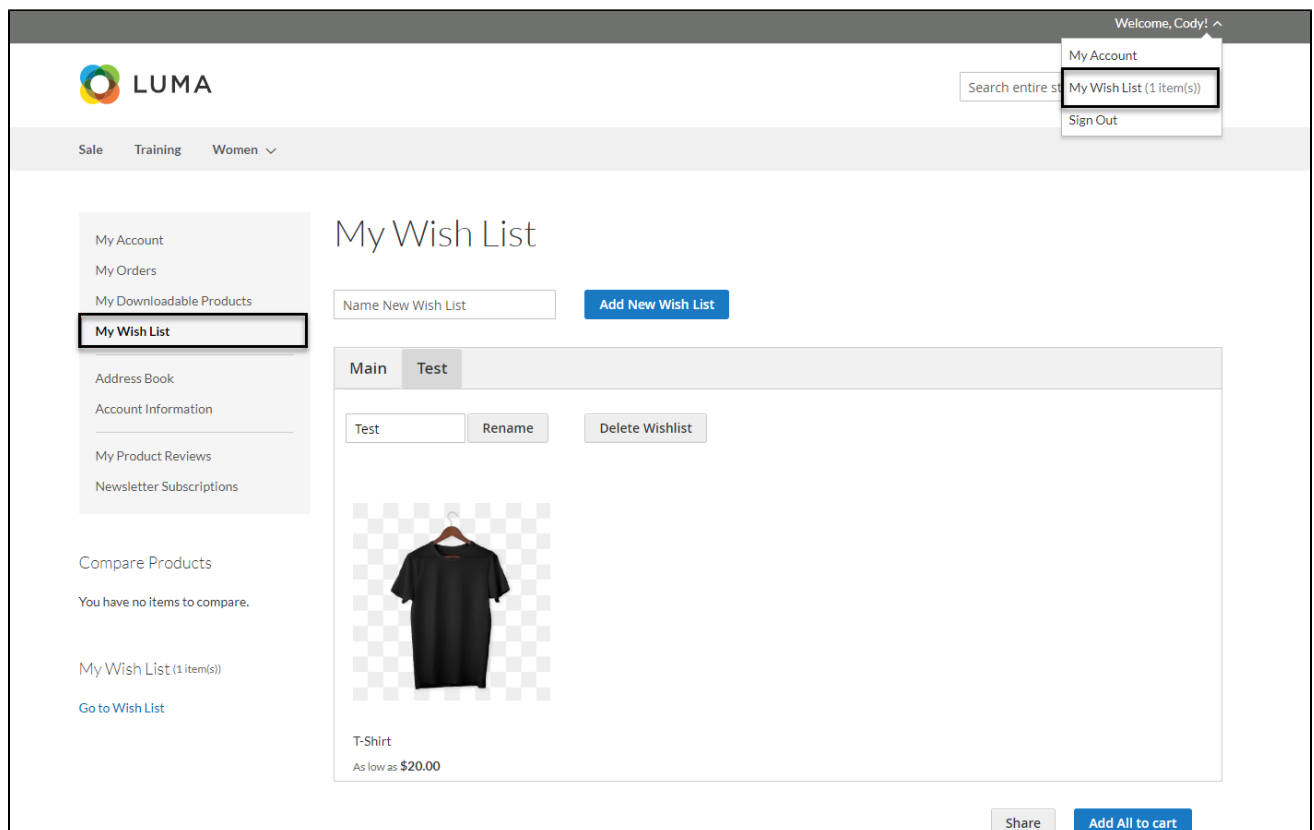
Main Function

- + The multiple wish list feature is applied to the customer logging into the store.
- + To add a product to a wish list:
 - Click on the heart icon on the product detail page or on the product list page.
 - Select an available wish list on the popup or create a new list and click on **Continue** to finish.



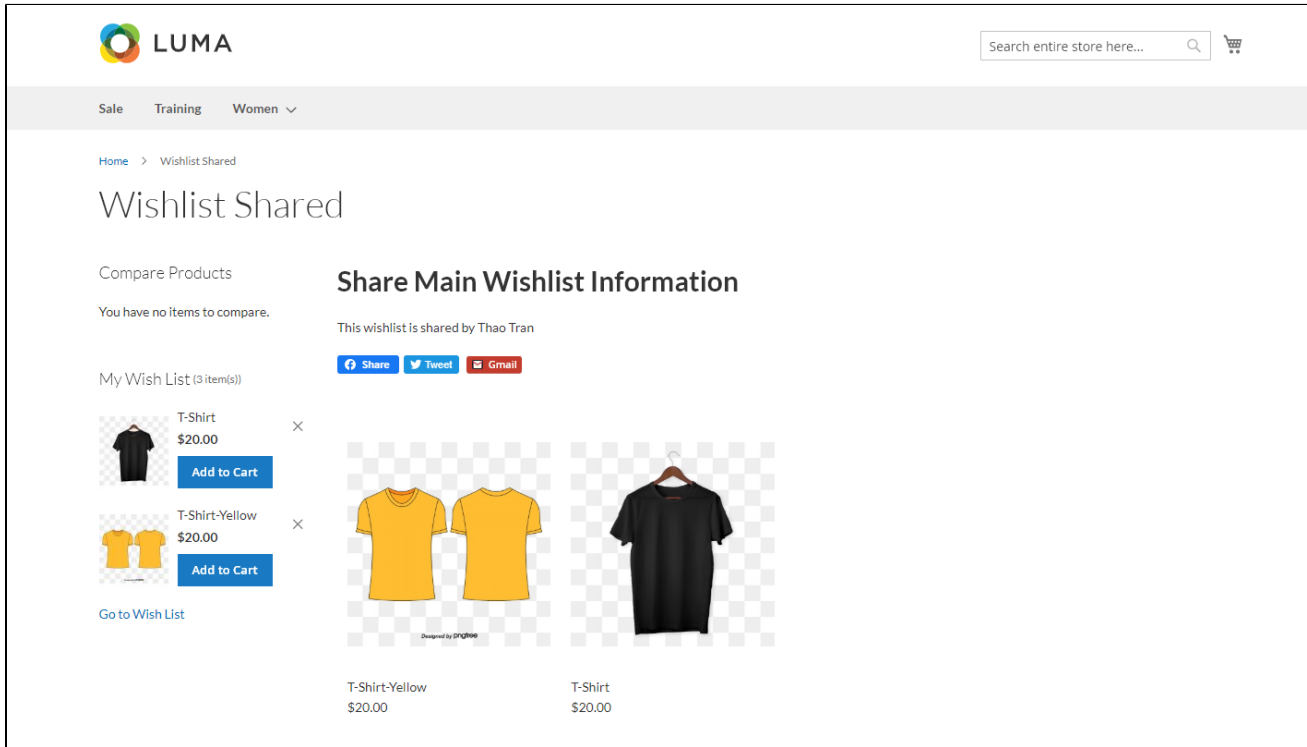
+ To view the wish list, click on **My Wishlist** tab on **My Account** page or select **My Wish List** on the drop-down list on the top. On **My Wish List** page, customers can view all the saved wish list.

- Customers can click on **Add All To Cart** button to make an order with the product in the wish list.




+ To rename the available wish list, enter a new name then click on **Rename** button.


- + To remove a wish list, click on **Delete Wishlist** button.
- + To add a new wish list, enter a name for the new wish list and click on **Add New Wishlist** button.
- + To share the wish list:
 - Click on **Share** button.
 - On **Wishlist Shared** page, select among three sharing options: **Facebook**, **Twitter** and **Gmail**.

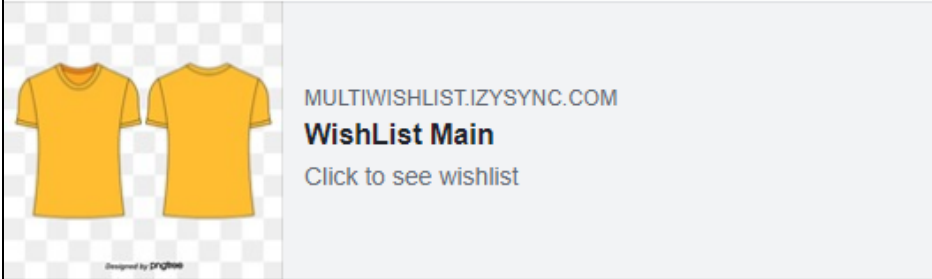


- Wish list is shared via Facebook





Share on Facebook

Share to News Feed or Story


Cody
Say something about this...



MULTIWISHLIST.IZYSYNC.COM
WishList Main
Click to see wishlist

☒ News Feed

☐ Your Story


Friends

Friends

Cancel

Post to Facebook

- Wish list is shared via Twitter


Sign up >

Share a link with your followers

Wishlist Shared https://multiwishlist.izysync.com/multiplewishlist/index/sharing?wishlist=main&wishListMainId=85&__store=default&__from_store=default

Phone, email or username

Password

☐ Remember me · [Forgot password?](#)

Log in and Tweet

New to Twitter?

Get instant updates from your friends, industry experts, favorite celebrities, and what's happening around the world.

What is Twitter? [Learn more.](#)

Sign up

+ To move a product from a wish list to another one, click on **Move** button, then select a wish list on the popup and click **Continue**. The product will be moved a new wish list.

[Sale](#) [Training](#) [Women](#) [▼](#)

My Account

My Orders

My Downloadable Products

My Wish List

Address Book

Account Information


My Product Reviews

Newsletter Subscriptions

Compare Products


You have no items to compare.

My Wish List (3 item(s))



T-Shirt
\$20.00

Add to Cart



T-Shirt-Yellow
\$20.00

Add to Cart

[Go to Wish List](#)

My Wish List


Add New Wish List

MainTest

Test

Rename

Delete Wishlist



T-Shirt
As low as \$20.00

Add to Cart

Remove

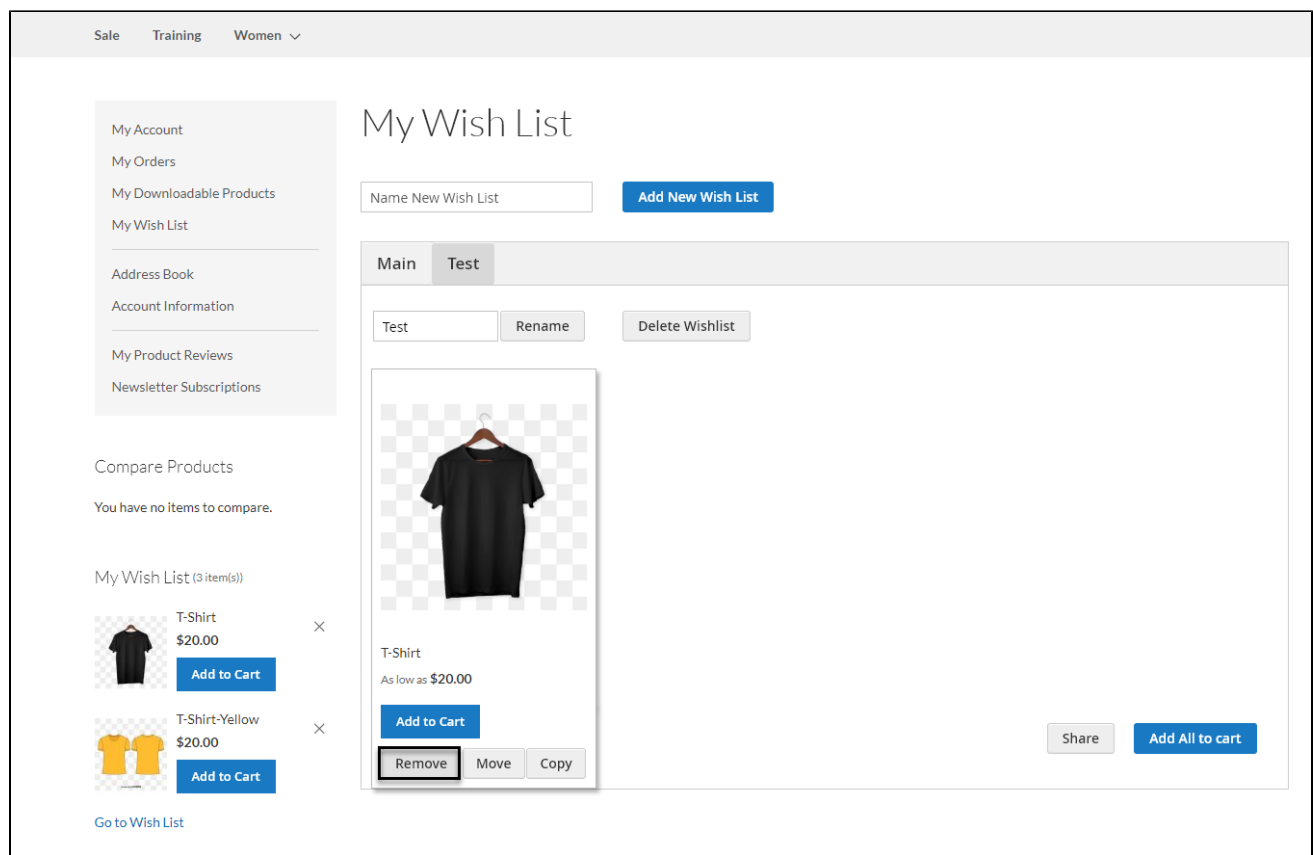
Move

Copy

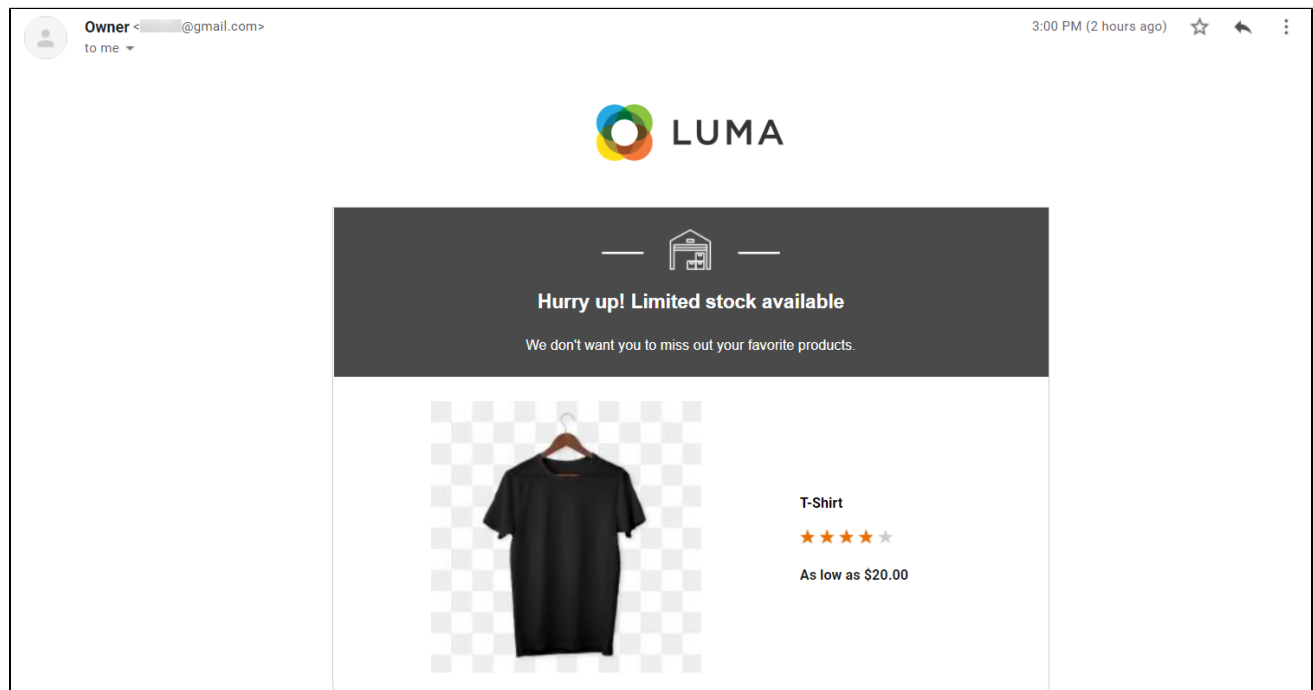
Share

Add All to cart

+ To delete a product from the wish list, click on **Remove** button.



+ Notification email:



Update

- When a new update is available, we will provide you with a new package containing our updated extension.
- You will have to delete the module directory and repeat the installing steps above.
- Flush the config cache. Your store and newly installed module should be working as expected.

Support

- We will reply to support requests after **2 business days**.
 - We will offer **lifetime free update and 6 months free support for all of our paid products**. Support includes answering questions related to our products, bug/error fixing to make sure our products fit well in your site exactly like our demo.
 - Support **DOES NOT** include other series such as customizing our products, installation and uninstallation service.
-

Once again, thank you for purchasing our extension. If you have any questions relating to this extension, please do not hesitate to contact us for support.