

2. License Delivery User Guides

Thank you for purchasing our extension. If you have any questions that are beyond the scope of this document, please contact us via email or support portal.

By: Magenest | Email: support@magenest.com

- 1 [Introduction](#)
 - 1.1 [Features](#)
 - 1.2 [System Requirements](#)
 - 2 [Configuration](#)
 - 3 [Main Function](#)
 - 3.1 [For admin](#)
 - 3.1.1 [Manage Licence](#)
 - 3.1.2 [Import Licence](#)
 - 3.1.3 [Manage Instruction](#)
 - 3.1.4 [Create a license product](#)
 - 3.2 [For Customer](#)
 - 3.2.1 [Check out in an easy way](#)
 - 3.2.2 [Manage the license product](#)
 - 4 [Update](#)
 - 5 [Support](#)
-

Introduction

Magento 2 License Delivery Extension offers a unique Pincode delivery solution that was designed for ease of use in Magento 2 store. This extension allows you to deliver any product where a pincode can be applied to customers via email.



Features

- Easily create a license product by using the new product type developed by Magenest.
- Allows importing unlimited Pincode for a product by individual images, text codes
- Allow importing bulk license codes for a product by zip files containing images or .CSV file
- Allow importing bulk license codes for multiple products by .CSV file
- Send pincodes for customer via email when an order has been made.
- Admins can manage with license products were sold for a particular customer in the order view.
- Customers can manage the purchased PIN in the account dashboard.
- Support multiple product types include: Simple product, downloadable product, virtual product, configurable product, grouped product, and bundle product.

System Requirements

Your store should be running on Magento Edition version **2.2.x, 2.3.x, 2.4.x**

Configuration

Catalog -> License Product -> Setting

- **Auto Update Stock Quantity:** Enable to update the quantity of the code left, and disable if you do not want to view the update.
- **Send Pin to the customer when the ordered item is:** pending or invoiced
- **Disable guest place order if cart contains Pin items:** Choose **Yes** if you only want to allow customers who created an account on their site to check out with license products. Choose **No** if you want to allow both customers and guests to check out with license products on their site.
- **Email template to send Pin to the customer:** Select an email template that you want to send to customers when they purchase a license product on their site. You can create more email template by navigating **Marketing -> Communication -> Email template**
- **Email Sender:** Select the email sender.

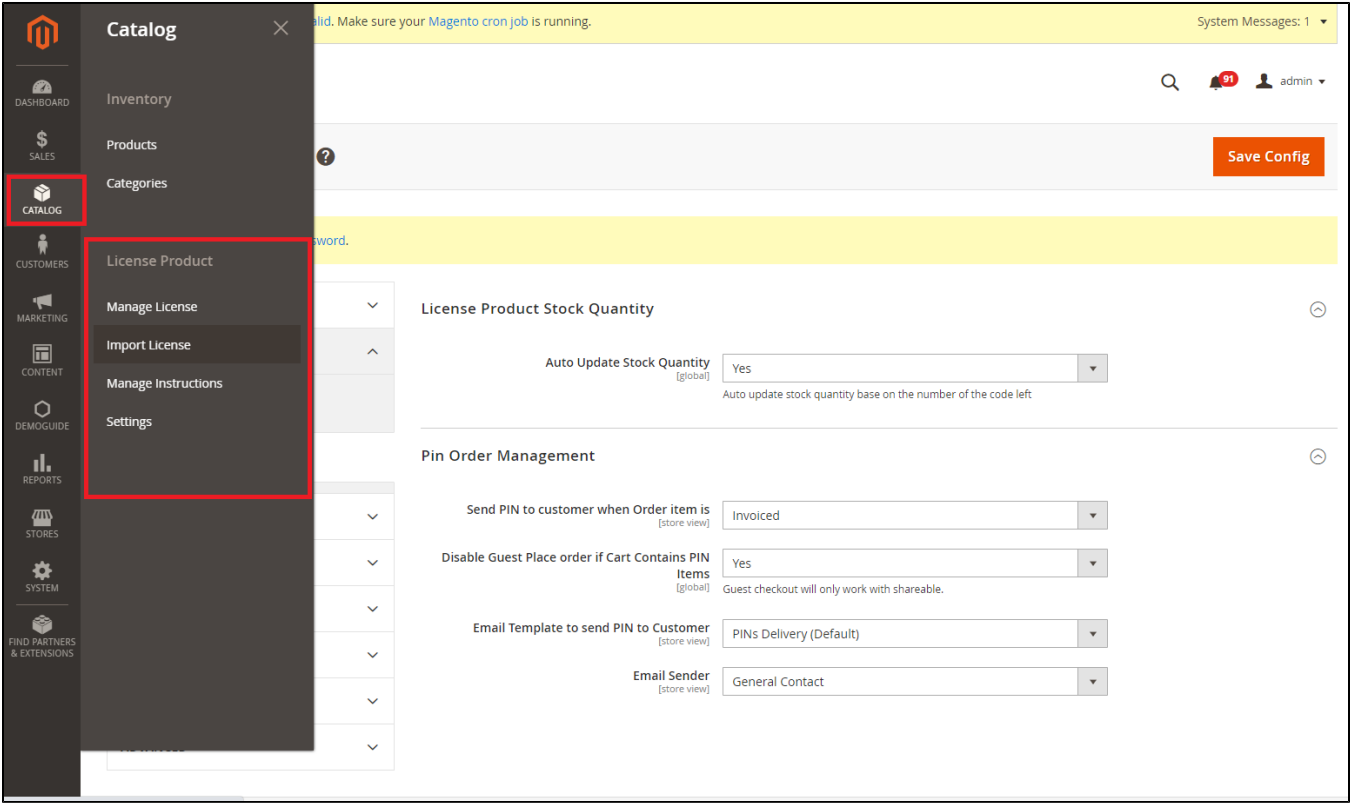
The screenshot shows the Magento Configuration interface. On the left is a sidebar with navigation links: DASHBOARD, SALES, CATALOG, CUSTOMERS, MARKETING, CONTENT, DEMO GUIDE, REPORTS, STORES, SYSTEM, and FIND PARTNERS & EXTENSIONS. The main content area is titled 'Configuration' and includes a search bar, a notification 'It's time to change your password.', and a 'Save Config' button. The left sidebar of the configuration area lists categories: GENERAL, MAGENEST, Demo Guide, Game License, CATALOG, SECURITY, CUSTOMERS, SALES, SERVICES, and ADVANCED. The 'MAGENEST' category is expanded, showing 'License Product Stock Quantity' and 'Pin Order Management' sections. The 'License Product Stock Quantity' section has a dropdown for 'Auto Update Stock Quantity' set to 'Yes' and a description 'Auto update stock quantity base on the number of the code left.' The 'Pin Order Management' section has three dropdowns: 'Send PIN to customer when Order item is' set to 'Invoiced', 'Disable Guest Place order if Cart Contains PIN Items' set to 'Yes', and 'Email Template to send PIN to Customer' set to 'PINs Delivery (Default)'. Below these is an 'Email Sender' dropdown with a list of options: General Contact, Sales Representative, Customer Support, Custom Email 1, and Custom Email 2.

✓ Click on the **Save Config** button to save the configuration.

Main Function

For admin

On the left menu bar of the backend, click on **Catalog**, you can see the **License Product** section, which includes **Manage Licence**, **Import Licence**, **Manage Instructions**, **Setting**



Manage Licence

Choose **Catalog > Manage License**

The Manage Game Code page will be shown.

Here you can view and manage all the key codes in your store.

Choose **Edit** to make any changes regarding the keycodes generated before.

Click on the **Choose File** button to upload the file.

DASHBOARD

SALES

CATALOG

CUSTOMERS

MARKETING

CONTENT

DEMOGUIDE

REPORTS

STORES

SYSTEM

FIND PARTNERS & EXTENSIONS

One or more [indexers](#) are invalid. Make sure your [Magento cron job](#) is running.

System Messages: 1

Upload

91 admin

Upload

It's time to [change your password](#).

File to Import

Import csv file +

Choose File

 No file chosen

[Download Sample File](#)

Copyright © 2020 Magento Commerce Inc. All rights reserved.

Magento ver. 2.3.2

[Account Activity](#) | [Report an Issue](#)



We attached a sample CSV file that works correctly with the extension. Click on the [Download Sample File \(SampleFile.csv\)](#) link to download and follow it.

| | A | B | C | D |
|---|-----------------|--------------|--------|---|
| 1 | pin | sku | status | comments |
| 2 | Live boxlice0 | License Code | 1 | http://google.com |
| 3 | Live box licen1 | License Code | 2 | http://google.com |
| 4 | Live box licen3 | License Code | 3 | http://google.com |
| 5 | | | | |

There are three statuses of key codes, include:

- 1: Available
- 2: Not Available
- 3: Ordered

Manage Instruction

Each license product shall be attached with a guide that instructs customers how to use the product or provide a description for introducing the product.

In order to create a new instruction, go to **Catalog > Manage Instructions**.

Then, the **Manage Instruction** page will be shown.

You can view and manage all instructions of products here.

In order to create a new license product, please go to **Catalog > Product> Add Product > License Product**

DASHBOARD

SALES

CATALOG

CUSTOMERS

MARKETING

CONTENT

DEMOGUIDE

REPORTS

STORES

SYSTEM

FIND PARTNERS & EXTENSIONS

One or more indexes are invalid. Make sure your [Magento cron job](#) is running.

System Messages: 1

Products

It's time to [change your password](#).

Search by keyword

Q

Actions

2151 records found

Filters

Default

20

per page

Add Product

Simple Product

Configurable Product

Grouped Product

Virtual Product

Bundle Product

Downloadable Product

License Product

| | ID | Thumbnail | Name | Type | Attribute Set | SKU | Price | Quantity | Visibility | Status | Actions |
|--------------------------|------|-----------|---------------------------------|-----------------|---------------|--------------------------|---------|----------|-----------------|---------|-----------------------------------|
| <input type="checkbox"/> | 2164 | | Playstation Network 20 USD Card | Virtual Product | Downloadable | PSN20USD | \$20.00 | 100.0000 | Catalog, Search | Enabled | Main Website Edit |
| <input type="checkbox"/> | 2163 | | Test Us Psn card | License Product | Default | Test Us Psn card | \$20.00 | 1.0000 | Catalog, Search | Enabled | Main Website Edit |
| <input type="checkbox"/> | 2162 | | test-license-01-aaaaaaaa | License Product | Default | test-license-01-aaaaaaaa | \$10.00 | 0.0000 | Catalog, Search | Enabled | Main Website Edit |
| <input type="checkbox"/> | 2161 | | 20 \$ itunes | License Product | Default | 20itunes | \$20.00 | 0.0000 | Catalog, Search | Enabled | Main Website Edit |
| <input type="checkbox"/> | 2160 | | itunes 10 | Simple Product | Default | itunes 10 | \$11.00 | 3.0000 | Catalog, Search | Enabled | Main Website Edit |

License Product's detailed information

Dashboard
Sales
Catalog
Customers
Marketing
Content
Demoguide
Reports
Stores
System
Find Partners & Extensions

New Product

Back
Add Attribute
Save

It's time to change your password.

Enable Product
[website]
☒ Yes

Attribute Set
Default

Product Name
[store view]

SKU
[global]

Price
[global]
\$

Advanced Pricing

Tax Class
[website]
Taxable Goods

Instructions
[global]
-- Please Select --

Quantity
[global]

Advanced Inventory

Stock Status
[global]
In Stock

Weight
[global]
lbs
This item has no weight

Visibility
[store view]
Catalog, Search

Categories
[global]
Select...
New Category

Is Virtual Product
[global]
Yes

Set Product as New From
[website]
To
[website]

Format
[global]

Size
[global]
55 cm

Enable product: Choose yes to enable product

Attribute set: Choose the attribute that you want from the list

Attribute Set

Default

Bag
Bottom
Default
Downloadable
Gear
Sprite Stasis Ball
Sprite Yoga Strap
Top

Product name: name of the product

SKU: Stock Keeping Unit of the license product.

Price: Price of the license product

Tax Class: Choose a tax class that you want to apply

Instruction: Choose the instruction that you set up previously

Quantity: the number of available license products

Stock Status: choose the k status for the license product

Visibility: where the product can be seen

Categories: Which categories that the license product belongs to

Set Product as New From: set the period of time that customer view the license product as a new one

Terms and Conditions

You can add Terms and Conditions for each license product

Game Code:

View and manage all the codes of each product

You can **Edit**, **Add Text Code**, **Import Image**, **Import File zip**, and **Import File CSV**








































Test License Product

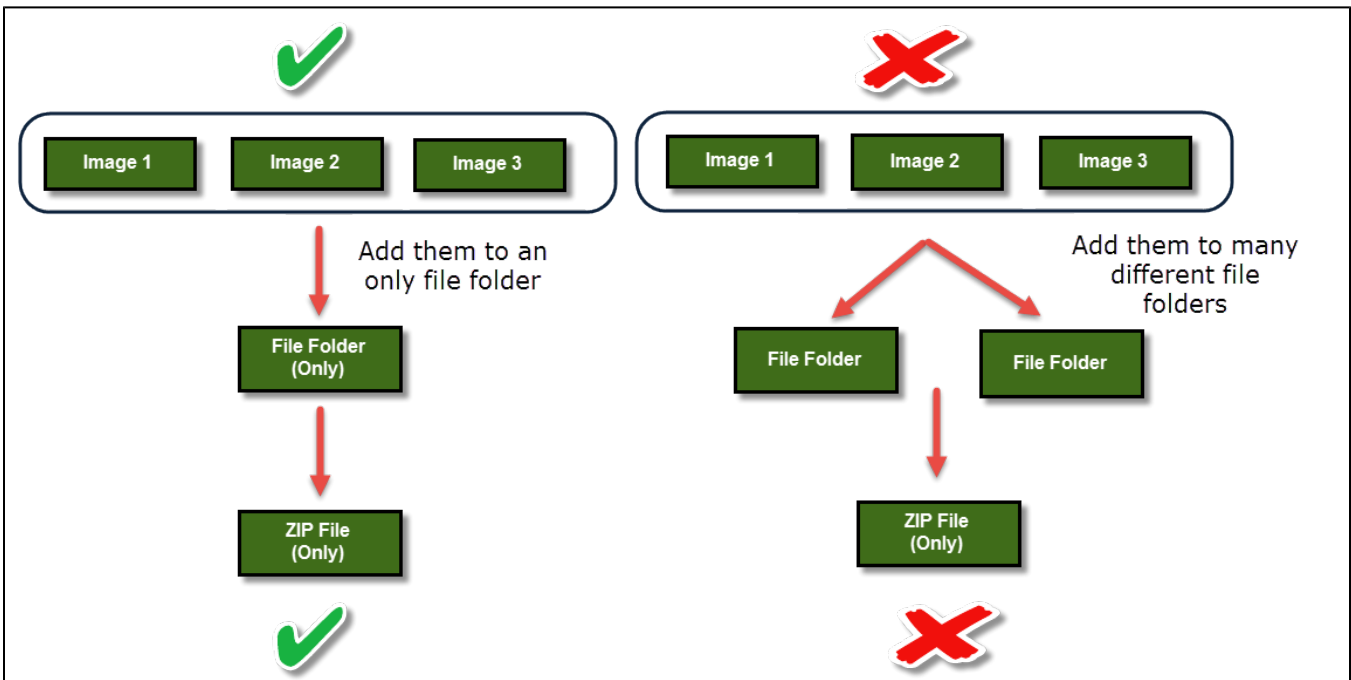
← BackAdd AttributeSave

License Delivery

Terms and Condition [global]Show / Hide Editor

Paragraph

B / U                                       



⚠ Click on the **Save** button to save data.

For Customer

- **Check out in an easy way**

Customers can buy a license product by adding to cart and checking out.

This is demo store. No orders will be fulfilled.

GET STARTED FOR FREE

GAME LICENSE

ADD TO CART

GAME CODE
\$200.00

NIER AUTOMATA
\$300.00

PREY
\$199.00

PLAYERUNKNOWN'S BATTLEGROUNDS
\$299.00

VANQUISH
\$199.00

GRAND THEFT AUTO V
\$200.00

Tutorial menu

FRONT-END

- Buy a license product

BACK-END

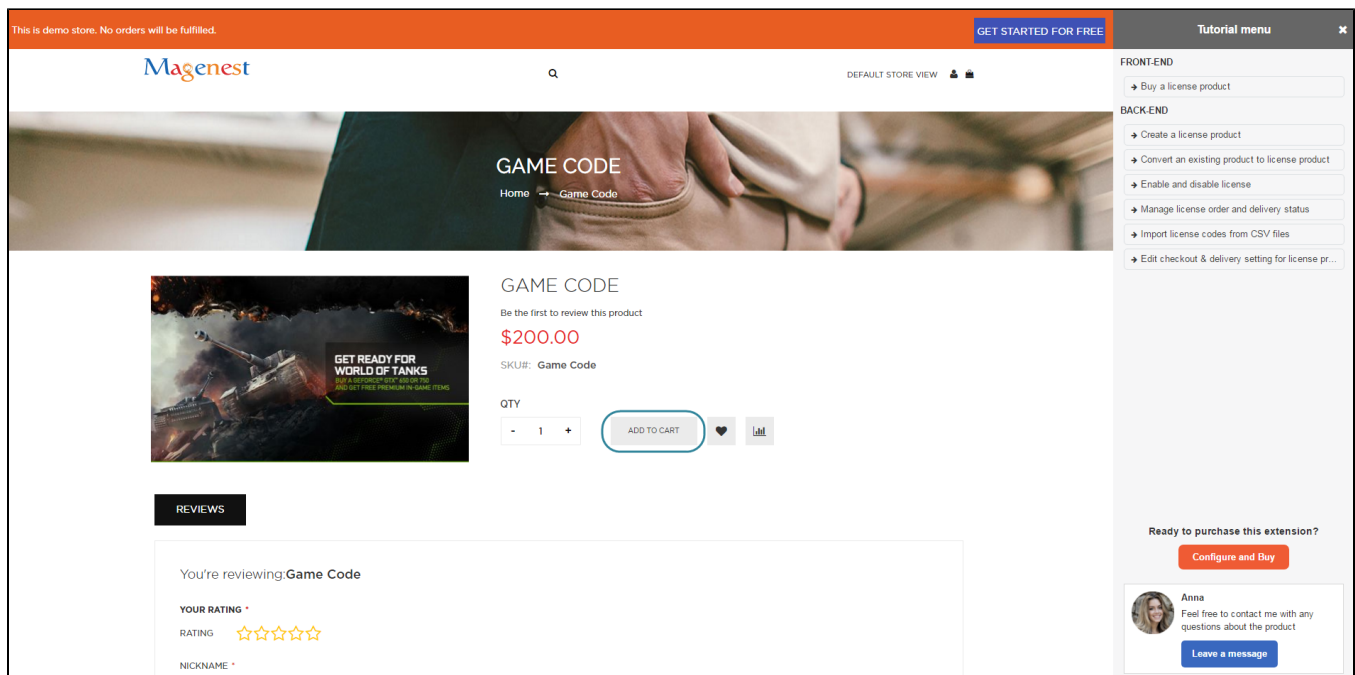
- Create a license product
- Convert an existing product to license product
- Enable and disable license
- Manage license order and delivery status
- Import license codes from CSV files
- Edit checkout & delivery setting for license pr...

Ready to purchase this extension?

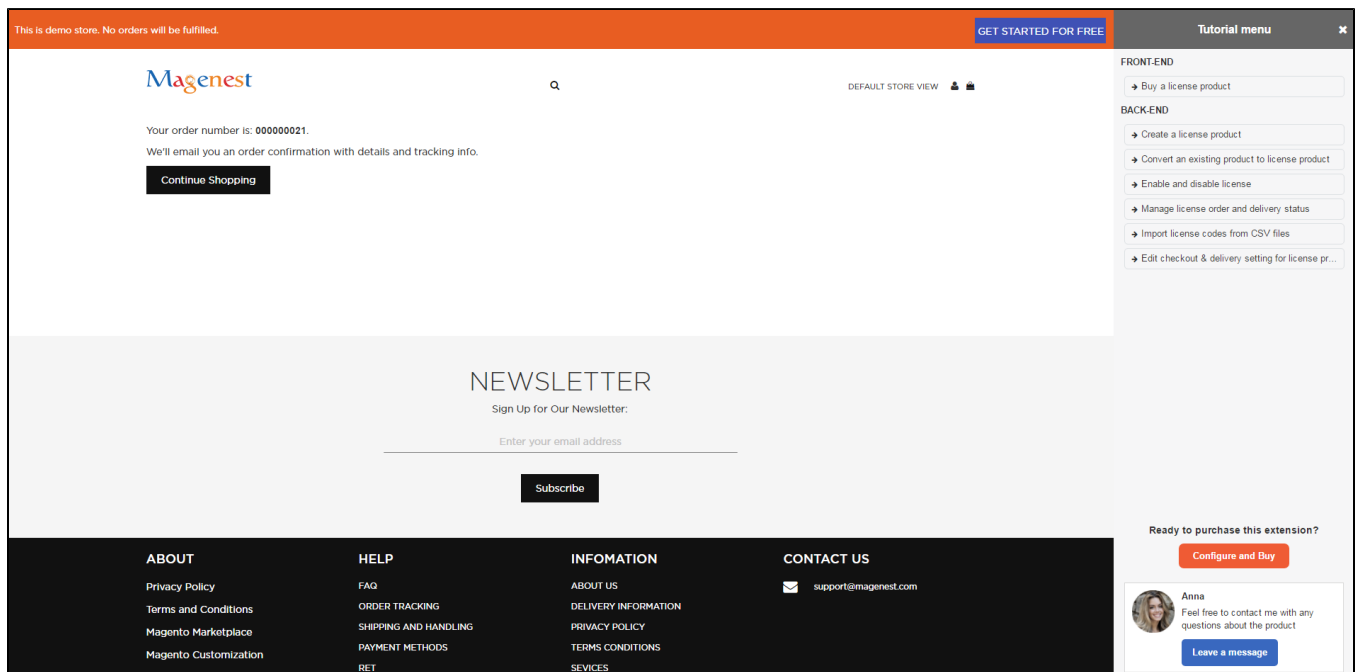
Configure and Buy

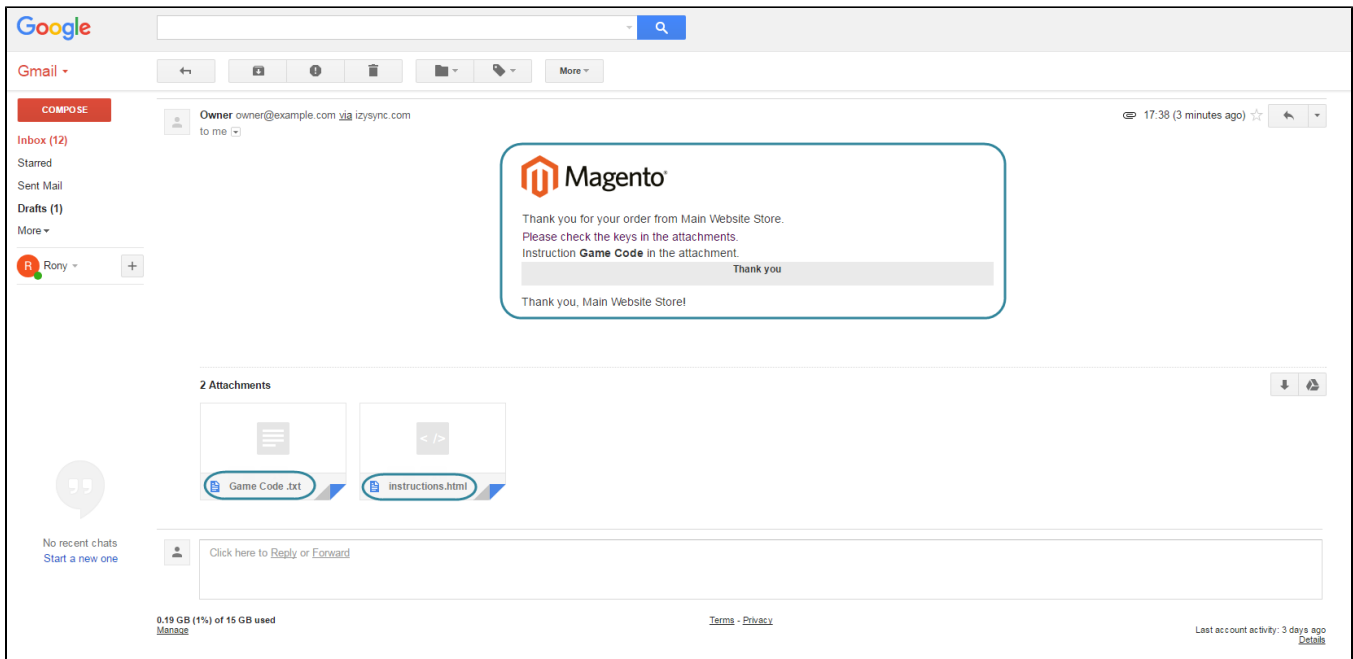
Anna
Feel free to contact me with any questions about the product

Leave a message



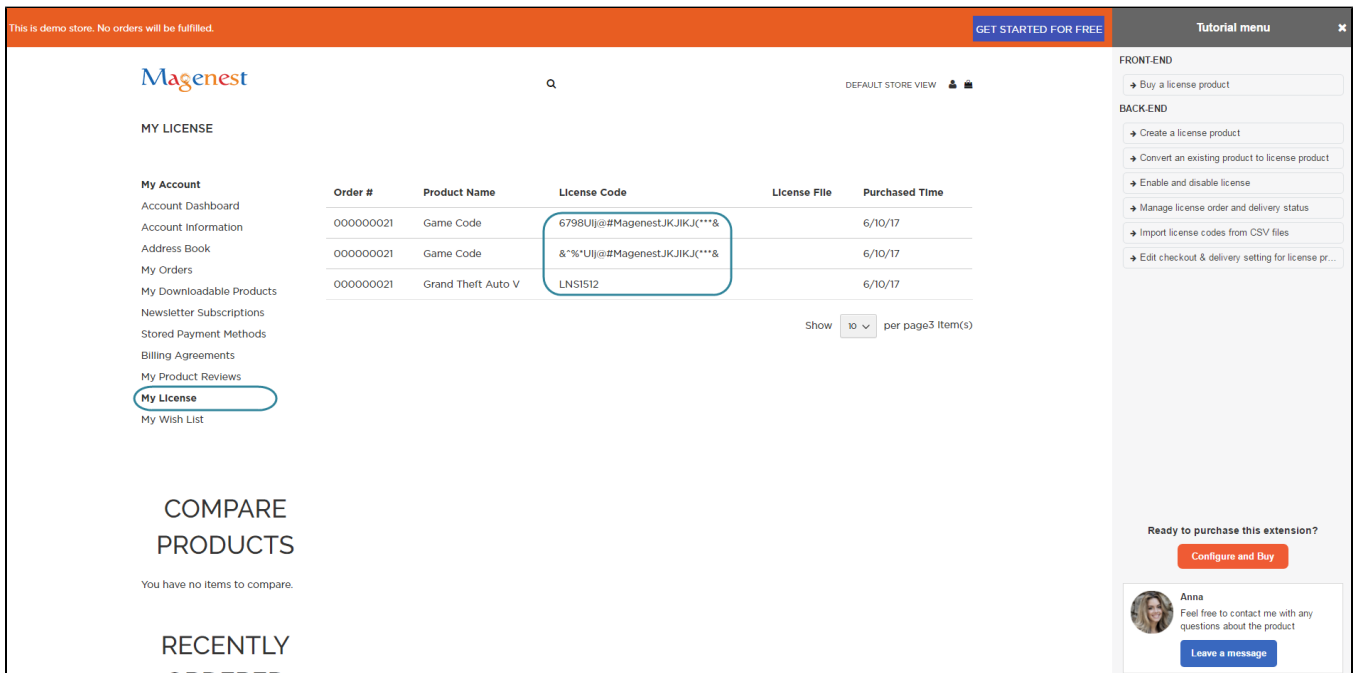
Then, customers will be received an email that contains a code attached and confirms their order. The email can also be set to attach the instruction file (Check "Serial code instruction" guide)





• Manage the license product

Customers will manage the license product by clicking on **My Account > My License**.



Update

- When a bug fix or new feature is released, we will provide you with the module's new package.
 - All you need to do is repeating the above installing steps and uploading the package onto your store. The code will automatically override.
 - Flush the config cache. Your store and newly installed module should be working as expected.
-

Support

- We will reply to support requests within **2 business days**.
 - We will offer **lifetime free update and 6 months free support for all of our paid products**. Support includes answering questions related to our products, bug/error fixing to make sure our products fit well in your site exactly like our demo.
 - Support **DOES NOT** include other series such as customizing our products, installation and uninstallation service.
-

Once again, thank you for purchasing our extension. If you have any questions relating to this extension, please do not hesitate to contact us for support.