

Event Ticket Android App

Thank you for purchasing my extension. If you have any questions that are beyond the scope of this help file, please feel free to email via my user page contact form here. Thank you so much!

Created: 08/12/2017 | By: Magenest | Support Portal: <http://servicedesk.izysync.com/servicedesk/customer/portal/133>

- [Introduction](#)
 - [Highlight features](#)
 - [System Requirements :](#)
- [Installation](#)
 - [On your Magento 2 website](#)
 - [On your mobile](#)
- [User Guide](#)
- [Update](#)
- [Support](#)

Introduction

Magenest Booking is a one-stop solution for booking companies on Android devices. Companies can now track events, attendance, and check-in attendees with their Android smartphones or tablets, everything on-site.

[blocked URL](#)

Compatible with Magento 2.1 + Magento 2.2

Highlight features

The extension is packed with the following features:

- Track event and attendance status: Manager staffs can take a quick look at the app and get real-time access to a list of events as well as their attendance status – tickets available, tickets used.
- Scan ticket barcode/QR Code to get attendee info in seconds. You can speed up the check-in process, giving your customers pleasant experiences and help your staffs manage the tickets easier.
- Check ticket codes to ensure they are valid.
- Redeem the ticket with only the press of a button.

System Requirements :

Your store should be running on Android 5.0+ or IOS 8.0+

Installation

On your Magento 2 website

- Make sure that you have installed our Event Ticket API extension on your website.
- You would need to install 2 extensions: **Magenest_EventTicket** and **Magenest_TicketApi**. Please follow our instructions below.
 - ✓ Create "Event Ticket API" user role (e.g: User role "Magenest" with 1 resource is Ticket API) :

magenest magenest

Search 11 eventticket

Back Delete User Reset Force Sign-In Save User

USER INFORMATION

User Info

User Role

Search Reset Filter 3 records found 20 per page 1 of 1

Assigned	Role
Any	
<input type="radio"/>	Administrators
<input checked="" type="radio"/>	magenest
<input type="radio"/>	android

- ✓ Create "Event Ticket API" account to login the Android App (don't forget to assign the relevant role) :

magenest

Search 11 eventticket

Back Delete Role Reset Save Role

ROLE INFORMATION

Role Info

Role Resources

Role Users

Roles Resources


Resource Access Custom

Resources

- Web Service
- Dashboard
- ✓ Ticket API
- Sales
- Operations
- Orders
- Actions

On your mobile

- You would need to install our **Magenest Booking Mobile App** from the Google Play Store

 **Magenest Event Ticket**
Magenest JSC

Install

Rate this app
Tell others what you think

☆☆☆☆

Write a review

Developer contact

You might also like

Adorable Home 97.7 MB


adidas Training by Runtastic - H...

Fasting App - Fasting Tracker ...







Lo

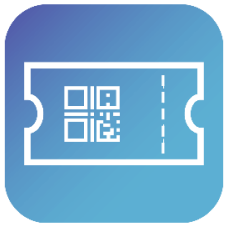
User Guide

After installing the **Magenest Event Ticket Mobile App** from the Google Play Store or Apple store

 On the login panel

- Site address: Enter your website URL (e.g: <http://eventticket.izysync.com>)
- Username: Enter your admin site's username (e.g: magenest)
- Password: Enter your admin site's password (e.g: magenest123)

2:27      



Welcome to Magenest Event Ticket

Sign in to continue

URL

<http://eventticket.izysync.com/>

Username

magenest

Password

.....

SIGN IN

Remember this login

☒

+ After logging in to the Event Ticket mobile app, you will see the options to enter the ticket code manually or to scan the ticket QR Code/Barcode

Magenest Event Ticket

<> Code

Check Code

Scan Code

Enter the Voucher code, or scan the QR Code/Bar Code found on the ticket and press...

+ Customers can easily find the required information indicated in their tickets



event_name: Music Festival
ticket_type: BBQ
date: From Tue, Mar 17th To
Tue, Mar 31st
start_time: Start: 05:00
end_time: End: 23:00
customer_name: Guest
customer_email:
support@magenest.com
quantity: 1
location_detail: Riverside,
California, United States
order: 000000403



Ticket's QR code



Ticket's Barcode


code: JkV-2869-MAXCE

Ticket's code

+ QR Code scanning:



+ Barcode scanning



+ After scanning the ticket code, manager staffs can see the customers' ticket information and status.

★ If the ticket hasn't been used, staffs will see it is marked with the **Ready** label.

Ticket's detailed information

☰ Magenest Event Ticket

<> pnbl-4373-MAXCE ✕

Check Code

Scan Code

Order#: 351

Name: Guest

Email: anhlN@magenest.com

Event: Music Festival

Location : Indio

VALID FROM
2020-03-17

VALID UNTIL
2020-03-31

Dismiss

✓ Use Now

Ready

Click here to use the ticket

★ If the ticket has already been used, it will be marked with the **Used** label.

Magenest Event Ticket

< > pnbl-4373-MAXCE

×

Check Code

Scan Code

Order#: 351

Used

Name: Guest

Email: anhl@gmail.com

Event: Music Festival

Location : Indio

VALID FROM

2020-03-17

VALID UNTIL

2020-03-31

Dismiss

+ Manager staffs can also see a quick report on the ticket selling status

- ★ Used: The number of sold tickets that were redeemed.
- ★ Unused: The number of sold tickets that haven't been redeemed.
- ★ Available: The number of tickets that haven't been sold.

Magenest Event Ticket			
Search			
Events	Used	Unused	Available
Basic Training	1	2	85
Sky-Tour	1	5	1150
My Dinh Music	0	2	98
Ein Super Training	0	0	10
Prova Certificação Nivel	0	0	20
Music Festival	1	2	996

Update

When a new update is available, we will provide you with a new package containing our updated extension.

Support

- We will reply to support requests within **2 business days**.
 - We will offer **lifetime free update** and **6-month free support for all of our paid products**. Support includes answering questions related to our products, bug/error fixing to make sure our products perform correctly like our demo.
 - Support **DOES NOT** include other series such as customizing our products, installation and uninstallation service. Once again, thank you for purchasing our extension. If you have any questions relating to this extension, please do not hesitate to contact us for support.
-

Once again, thank you for purchasing our extension. If you have any questions relating to this extension, please do not hesitate to contact us for support.