

# Introducing to Woocommerce Refer a Friend ver 1.3

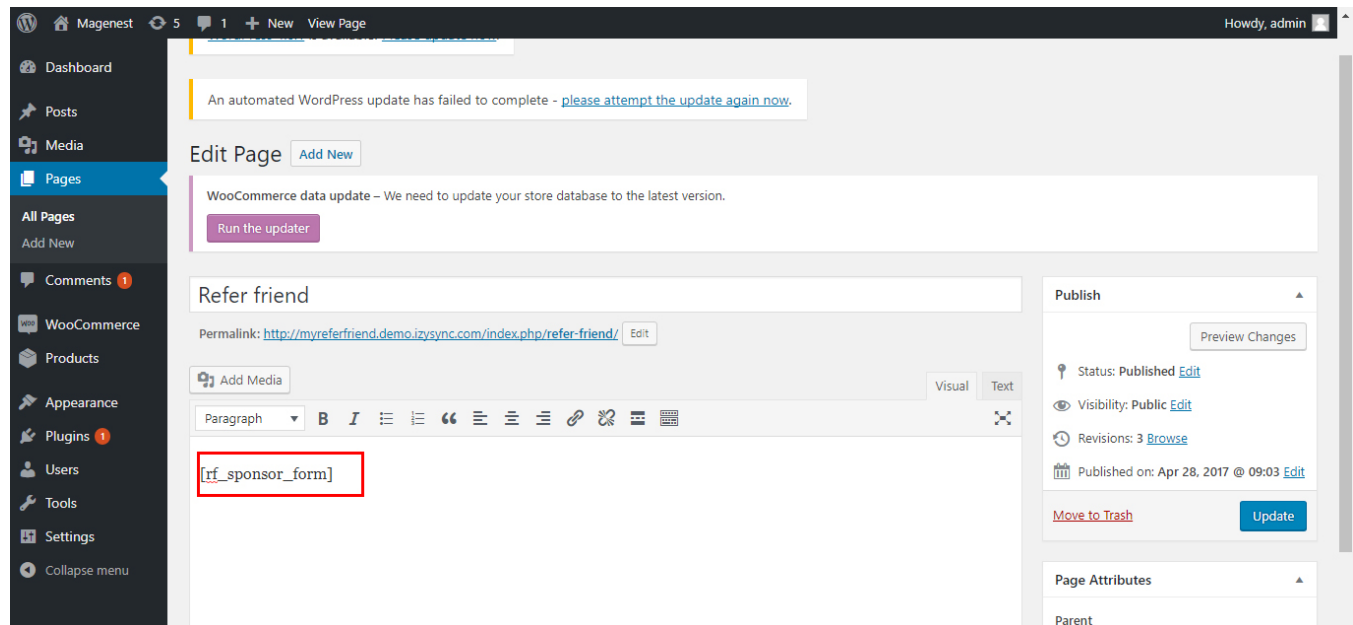
The Woocommerce Refer a Friend Plugin will create a simple but powerful referral system on your website. Instead of giving money to your referrals, you are rewarding them with coupons that they can use to get discounts when buying on your website, depending on a coupon settings. We have two ways to get coupon. The first way is invite a friend to visit website, the second way is share link on social (only member)

## Features:

- Admin can set allow rewarding when invite a friend, share link
- Admin can set Coupon type, coupon amount, coupon duration... when member, customer invite friend or share link (customer only invite friend)
- Admin can set allow both the invite and invitations to be rewarded
- Admin can configure email template
- Admin can view all sent coupon
- Member can view all coupon was get
- Member can share link products, invite friend. Customer (do not login) only can invite friend to get coupon.

## How to use the Refer a friend Plugin

You must create a new page. In the page content add the following line  
[rf\_sponsor\_form]



After that, you have a page for customer or member can referral friend:

Magenest

Search products...

[Home](#) [Refer friend](#)

Home / Refer friend

# Refer friend

Your name

Admin Magenest

Your Email

support@magenest.com

Your friend's name

Your friend's email

Message

Refer my friend

Search ...

Recent Posts

[Hello world!](#)

Recent Comments

admin on [Woo Single #1](#)

Maria on [Woo Ninja](#)

Maria on [Premium Quality](#)

Maria on [Woo Logo](#)

Maria on [Ninja Silhouette](#)

Archives

[March 2017](#)

Categories

[Uncategorized](#)

Meta

[Site Admin](#)

[Log out](#)

[Entries RSS](#)

## Configuration General

Access to Admintrastor Dashboard Woocommerce Settings Refer a friend Tab

Dashboard

Posts

Media

Pages

Comments 1

1 WooCommerce

Orders 5

Coupons

Referfriend

Reports

2 Settings

Status

Extensions

WordPress 4.8.1 is available! [Please update now.](#)

An automated WordPress update has failed to complete - [please attempt the update again now.](#)

General

Products

Shipping

Checkout

Accounts

Emails

API

3 Referfriend

WooCommerce data update – We need to update your store database to the latest version.

Run the updater

General Options | Settings coupon Refer | Settings coupon Reward | Email Template | Social Share

### Refer a Friend

Allow invite a friend

☒

Allow share link

☒

In General Options Page, there are a few choices.

[General Options](#)
[Settings coupon Refer](#)
[Settings coupon Reward](#)
[Email Template](#)
[Social Share](#)

## Refer a Friend

Allow invite a friend

☒

Allow share link

☒

Cookie of referral will expire after x days

Reward affiliate and send notification email when status of order

Give bonus to referal for friend registration

☒

Coupon Amount for friend sign up

*This is the amount for the coupon sent after a friend received invitation and sign up*

- **Allow invite a friend:** allow customer, member can invite friend to visit website and get coupon
- **Allow share link:** allow customer, member can share link
- **Cookie of referral will expire after x days :** People follow the shared link (referral link ) to go to your website will have a cookie to track the affiliate program. You can set the expired time for this cookie in this field.
- **Reward affiliate and send notification email when status of order :** We recommend to set this option to completed.
- **Give bonus to referal for friend registration :** If you check this checkbox, affiliate will get rewarded coupon if his referred friend (via email ) register in your website.
- **Coupon Amount for friend sign up :** You set the coupon amount for reward affiliate of sign up customer here

Press **Save changes** button

### 1. Refer a friend

- Who can referral a friend?

Customer, Member can referral a friend to visit website and get coupon. Value of coupon be setting in Admintrastor Dashboard.

Access to Admintrastor Dashboard Woocommerce Settings Refer a friend Tab Settings coupon Refer:

**Coupon Type :** You choose the coupon type to send referred customer (percentage discount, fixed cart)

**Coupon Amount** (in local currency)

**Coupon Minimum Amount**

**Coupon Duration :** If you set it to 30 the coupon will expire after 30 days from the time it is sent

**Allow:** Default, person being invited will get coupon. If you select it, person being invited and person invite can get coupon.

**Number of share:** the number of times different share will have different rewards

**Add:** You can set more than 1 rules.

After configuration, you are ready to referral a friend. Go to the page which you created in the first step

### 2. Share link

Only member can share link to get coupon. Value of coupon can settings in Admin dashboard.

Access to Admintrastor Dashboard Woocommerce Settings Refer a friend Tab Settings coupon Reward:

## Refer friend

Your name

Your Email

Your friend's name

Your friend's email

Message

Refer my friend

### Recent Posts

[Hello world!](#)

### Recent Comments

[admin](#) on [Woo Single #1](#)

[Maria](#) on [Woo Ninja](#)

[Maria](#) on [Premium Quality](#)

[Maria](#) on [Woo Logo](#)

[Maria](#) on [Ninja Silhouette](#)

### Archives

[March 2017](#)

### Categories

[Uncategorized](#)

### Meta








[Site Admin](#)

[Log out](#)

[Entries RSS](#)

- You also have the same settings.
- **Allow:** Default, only person who share link will get coupon. If you select it, person who share link and person who click link and place order products will get coupon.
- You can see Share link on My account or in each Product:

## My account

- [Dashboard](#) 
- [Orders](#) 
- [Downloads](#) 
- [Addresses](#) 
- [Account details](#) 
- [Logout](#) 
- [My Coupon](#) 

Hello [doanhcn2](#) (not [doanhcn2](#)? [Log out](#))

From your account dashboard you can view your [recent orders](#), manage your [shipping and billing addresses](#) and [edit your password and account details](#).

Copy the below link and broadcast it to get coupon

[Share link](#)

### Share

 [Facebook](#)
 [Twitter](#)
 [Google plus](#)

### Recent Posts

[Hello world!](#)

### Recent Comments

[A WordPress Commenter](#) on [Hello world!](#)

### Archives

[August 2017](#)

### Categories

[Uncategorized](#)

### Meta

[Site Admin](#)

[Log out](#)

[Entries RSS](#)

[Comments RSS](#)

[WordPress.org](#)

Share link on My account



# Hello world!

~~\$56.00~~ **\$49.00**

😊 6 in stock

1

Add to cart

SKU: 1

Category: [Refer](#)

[Description](#)

[Reviews \(0\)](#)

[Share on Social](#)

Share on Social to get coupon product!

Copy the below link and broadcast it to get coupon

[Share link](#)

Share



Facebook



Twitter



Google plus

## Recent Posts

[Hello world!](#)

## Recent Comments

[A WordPress Commenter](#) on [Hello world!](#)

## Archives

[August 2017](#)

## Categories

[Uncategorized](#)

## Meta

[Site Admin](#)

[Log out](#)

[Entries RSS](#)

[Comments RSS](#)

[WordPress.org](#)

share link on product

### 3. Configurate Email template

Access to Admintrastor Dashboard Woocommerce Settings Refer a friend Tab Email template:

## Reward email details

Config email sent people who invite friend

Email Heading

{{friend}} have just order

Heading will appear on the top of the email

Email Subject

{{friend}} have just order

Refer documentation to use {{alias}} in templates

Email Content

You can use HTML code at your own risk

Hi  
{{referrer\_name}}  
<br>  
Thank you for  
invite friend to our

Config email sent people who is invited

Email Heading

{{friend}}, You have just c

Heading will appear on the top of the email

Email Subject

{{friend}}, You have just c

Refer documentation to use {{alias}} in templates

Email Content

You can use HTML code at your own risk

Hi {{friend}} <br>  
Thank you for  
order on  
{{site\_name}} by

Email reward template

## Invitation email details

Email Heading	<input type="text" value="{{referrer_name}} invite y"/>	Heading will appear on the top of the email
Email Subject	<input type="text" value="{{referrer_name}} invite y"/>	Refer documentation to use {{alias}} in templates
Email Content	You can use HTML code at your own risk <div><div>Dear {{friend}} &lt;br&gt; Your friend {{referrer_name}} invite you to visit our website &lt;a href="{{siteurl}}"&gt;</div></div>	
Config Email sent to referrer		
Email Heading	<input type="text" value="{{friend}} was invited by !"/>	Heading will appear on the top of the email
Email Subject	<input type="text" value="{{friend}} was invited by !"/>	Refer documentation to use {{alias}} in templates
Email Content	You can use HTML code at your own risk <div><div>Dear {{referrer_name}}</div></div>	
<input type="button" value="Save changes"/>		

### Email invitations detail

#### Email variables

Admin can place it in the Email Content. The module will be replaced with the affiliate's message. If the affiliate invite friend with this the module will send email like this








{{friend}} : your friend 's name  
{{referrer\_name}} Your name  
{{coupon\_currency}} currency  
{{coupon\_value}} coupon amount  
{{coupon}}  
{{coupon\_expiry\_date}}  
{{refer\_type}}

{{affiliate\_message}} message you want to sent to a friend

In the email sent to affiliate there are additional email variable {{refer\_type}} The referral type . There are 3 type : signup (affiliate get rewarded coupon if his referred friend register in store ) , email\_invite (the affiliate get rewarded coupon after his referred friend via email make purchase in website) , refer\_link (the affiliate get rewarded coupon after his friends follow his shared link and make purchased in website) Example of an email template

Member can view all coupon which they have:

# My Account

- Dashboard 
- Orders 
- Downloads 
- Addresses 
- Account details 
- Logout 
- My Coupon 

## ALL COUPON YOU HAVE






CODE	COUPON AMOUNT	USAGE/LIMIT	EXPIRY DATE
308231640336580	20 %	0/1	2017-08-24
277483016601663	15 %	0/1	2017-08-22
109967879268027	5 \$	0/1	2017-08-27
112460490066200	20 %	0/1	
129726085878932	15 %	0/1	

Q Search ...

### Recent Posts

 [Hello world!](#)

### Recent Comments

-  admin on [Woo Single #1](#)
-  Maria on [Woo Ninja](#)
-  Maria on [Premium Quality](#)
-  Maria on [Woo Logo](#)
-  Maria on [Ninja Silhouette](#)

### Archives

 [March 2017](#)

### Categories

 [Uncategorized](#)

... .