

Woocommerce Xero Integration

Thank you for purchasing our extension. If you have any questions that are beyond the scope of this document, do not hesitate to leave us an email via our email address below.

Created: 16/08/2017 | By: Magenest | Support Portal: <http://servicedesk.izysync.com/servicedesk/customer/portal/127>

Introduction

Introduction of Woocommerce Xero Integration

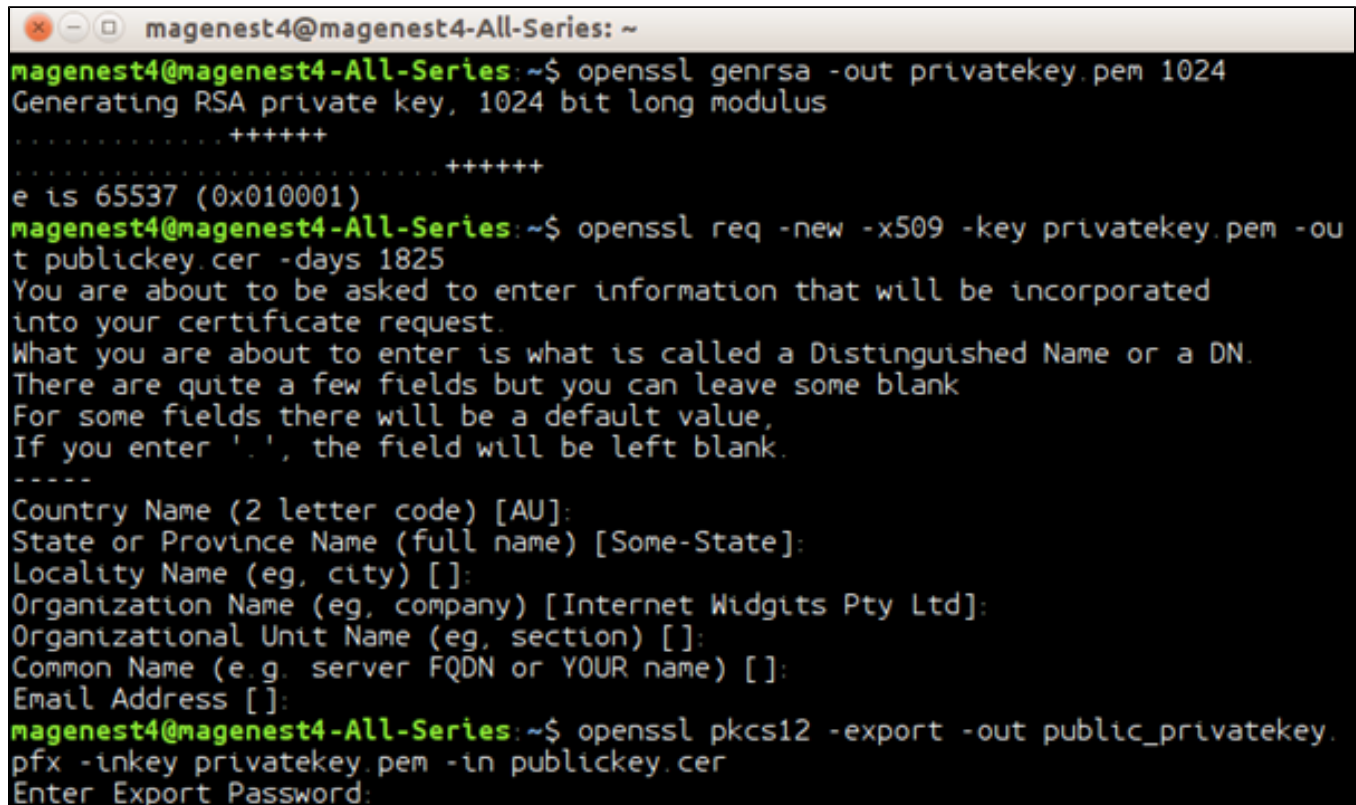
Woocommerce Xero Integration is a great tool which allows you to synchronize accounting data automatically from Wordpress store to Xero Website.

The main features

1. Sync customers from Woocommerce to Xero in **automatic or manual mode**.
2. Sync products from Woocommerce to Xero in **automatic or manual mode**.
3. Sync orders from Woocommerce store to Xero in **automatic or manual mode**.
4. Sync invoices from Woocommerce store to Xero in **automatic or manual mode**.
5. Report data sync from Woocommerce to Xero.
6. On/Off sync customer/product/invoice from Woocommerce store to Xero.

Configuration

1. You need private key and public key: Visit this link and follow the instructions - [Create a public/private key pair](#)



```
magenest4@magenest4-All-Series: ~
magenest4@magenest4-All-Series:~$ openssl genrsa -out privatekey.pem 1024
Generating RSA private key, 1024 bit long modulus
.....+++++
.....+++++
e is 65537 (0x010001)
magenest4@magenest4-All-Series:~$ openssl req -new -x509 -key privatekey.pem -out publickey.cer -days 1825
You are about to be asked to enter information that will be incorporated
into your certificate request.
What you are about to enter is what is called a Distinguished Name or a DN.
There are quite a few fields but you can leave some blank
For some fields there will be a default value,
If you enter '.', the field will be left blank.
-----
Country Name (2 letter code) [AU]:
State or Province Name (full name) [Some-State]:
Locality Name (eg, city) []:
Organization Name (eg, company) [Internet Widgits Pty Ltd]:
Organizational Unit Name (eg, section) []:
Common Name (e.g. server FQDN or YOUR name) []:
Email Address []:
magenest4@magenest4-All-Series:~$ openssl pkcs12 -export -out public_privatekey.pfx -inkey privatekey.pem -in publickey.cer
Enter Export Password:
```

- Step 1: openssl genrsa -out privatekey.pem 1024

- Step 2: openssl req -new -x509 -key privatekey.pem -out publickey.cer -days 1825
- Step 3: openssl pkcs12 -export -out public_privatekey.pfx -inkey privatekey.pem -in publickey.cer

NOTE: When you creates a public key and private key, press "Enter" and do not enter a password or any information during key generation.

After completing, you receive 3 files:



privatekey.pem



publickey.cer



public_privatekey.
pfx

Use ftp to upload files to the folder following the directory:

woocommerce-xero-integration -> controllers -> certs

2. Create private application in app.xero.com

Add new App



Public app

Any organisation can
connect to this app



Private app

Only your organisation can
connect to this app

App name

test_plugin_magenest

Organisation

magenest

Public Key

Upload Certificate File

Paste from Clipboard

Upload your [base-64 encoded X509 certificate](#) (.cer or .crt) file below.

Public Key

publickey.cer



I have read and agree to the [Xero Developer Platform
Terms & Conditions](#)


Create App

- Choose: Private - just for use with my own organisation
- Fill in name of application in the field: Application Name
- Select which organisation your application can access
- Public Key:
- + Choose: Upload certificate file (.cer)
- + Upload the file publickey.cer has just initialized
- + Click the checkbox: I have read and agree to the Xero Developer Platform.
- Click button Create App.

You receive:

1. Consumer Key
2. Consumer Secret

App Details

 Private

App name


test_plugin_magenest

Organisation this app can access

magenest


App Credentials

Consumer Key

AQ*****4J

Copy

Consumer Secret

GE*****MW

Copy

[Generate new keys](#)

Public Key Certificate

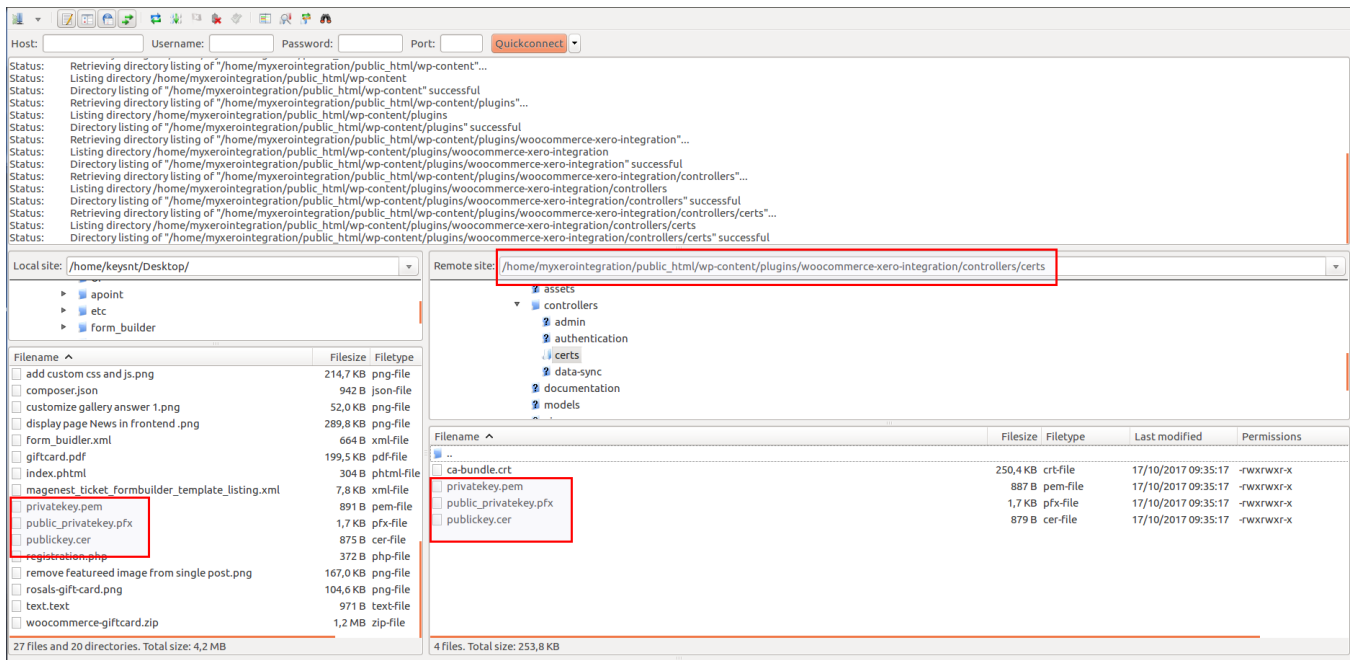
Details about the X509 Public Key Certificate

Subject

Copy and store 2 keys received.

3. Setting in wordpress website

Before installing the plugin in your wordpress site, you have to upload two file public key and private key to the server "wp-content/plugins/woocommerce-xero-integration/controllers/certs".



Following this directory:

Woocommerce -> Settings -> Xero Integration and Fill in the box with the data you just obtained.

General

Products

Tax

Shipping

Checkout

Accounts

Emails

API

Xero Integration

Setting fields

Consumer Key

AQEKYWW7KICWDRRMDJVCPIAZ5WJC4J

Consumer secret

GEJQXNH86DZ0T2XWNOAKLSKJ48NQMW

App Mode

Private

Mode Sync Xero

Manual

Status Order sync invoice

Completed

Disable sync customer

Completed
Processing
On hold
Pending

Disable sync product

☐

Disable sync orders

☐

Disable sync invoice

☐

Save changes

- Consumer Key and Consumer secret in app xero.
- Mode Sync Xero: you can select **Automatic** or **Manual**

3.1. Sync products manually

+ In manual mode,

Admin creates a product in Woocommerce with price and description.

Connect 7

Permalink: <http://myxerointegration.demo.icvync.com/index.php/product/connect-7/> [Edit](#)

[Add Media](#)

Visual Text

Paragraph **B** *I*

Word count: 0 Draft saved at 9:09:16 am.

Product data — **Simple product** Virtual: ☐ Downloadable: ☐

General Regular price (\$)

Inventory Sale price (\$) [Schedule](#)

Then, it is in queue in Table Sync Xero.

Table Sync Xero					
Product Table Sync Xero					
ID	Product Id	Product Name	Price	Date create	Sync
1	367	Connect 7	20	2017-08-14 16:12:20	SYNC

Admin clicks button SYNC to transfer product data to Xero.

Recheck the data in Xero.

<input type="checkbox"/>	Item Code ▲	Item Name	Cost Price	Sale Price	Quantity
<input type="checkbox"/>	104	Connect	500.00	400.00	
<input type="checkbox"/>	127	Product test 9	300.00		
<input type="checkbox"/>	177	New product	456.00	300.00	
<input type="checkbox"/>	183	Product rest eee	456.00	300.00	
<input type="checkbox"/>	19	Premium Quality	20.00		
<input type="checkbox"/>	31	Ninja Silhouette	20.00		
<input type="checkbox"/>	337	abcXYZ	234.00		
<input type="checkbox"/>	345	Connect 3	300.00	222.00	
<input type="checkbox"/>	347	Connect 4	300.00	222.00	
<input type="checkbox"/>	349	Connect 5	20.00	15.00	
<input type="checkbox"/>	351	Ticket	300.00	222.00	
<input type="checkbox"/>	367	Connect 7	300.00	20.00	
<input type="checkbox"/>	37	Happy Ninja	18.00		
<input type="checkbox"/>	50	Patient Ninja	35.00		
<input type="checkbox"/>	56	Ninja Silhouette	35.00		
<input type="checkbox"/>	70	Flying Ninja	15.00	12.00	

3.2. Sync customers manually

Customer registers a new account in front-end.

My Account

Login

Username or email address *

Password *

Login

☐ Remember me

[Lost your password?](#)

Register

Email address *

keysnt@gmail.com

Password *

.....

Register

The customer account is stored in Table Sync Xero

Table Sync Xero

ID	User Id	Name	Email	Date create	Sync
2	14	keysnt	keysnt@gmail.com	2017-08-14 15:56:07	SYNC

Thank you for creating with WordPress.

Get Version 4.8.1

Admin clicks button SYNC to transfer this information to Xero:

Contacts

Show Getting Started

Import

Export

Send statements

Add contact

All 10

Customers 4

Suppliers 0

Archived 0

Groups New

No groups

Smart Lists New

Have purchased an item

Outstanding > 30 days

Overdue > 7 days

Paid us (in the last year)

Options ▾ Edit

No items selected

Search

Sort by [Name](#)

<input type="checkbox"/> CONTACT	EMAIL	YOU OWE THEM	THEY OWE YOU
<input type="checkbox"/> dddquantruongk58	dddquantruongk58@gma...	—	—
<input type="checkbox"/> duyen nt magenest	myih@magenest.com	—	—
<input type="checkbox"/> han	han@gmail.com	—	—
<input type="checkbox"/> han han magenest	han@gmail.com	—	—
<input type="checkbox"/> hang nt magenest	hangntn22222@gmail.com	—	—
<input type="checkbox"/> hangntn22222	hangntn22222@gmail.com	—	—
<input type="checkbox"/> Keys NT HN	hangnt.ptit@gmail.com	—	—
<input type="checkbox"/> keysnt	keysnt@gmail.com	—	—

3.3. Add orders manually

After an order is created in Woo site

Order details

PRODUCT	TOTAL
Ticket × 1	\$222,00
Connect 5 × 1	\$15,00
Subtotal:	\$237,00
Shipping:	Flat rate
Payment method:	Direct bank transfer
Total:	\$237,00

Customer details

Email:	keysnt@gmail.com
Phone:	12343212345

in backend, Xero -> Order table wait for sync tab:

Table Sync Xero						
Order Table Sync Xero						
ID	Order id	Name customer	Product	Total	Date create	Sync
3	368	keys nt	Ticket Connect 5	237,00	2017-08-14 16:20:42	<div>SYNC</div>

click button SYNC, after in xero:

Purchase Order 368

Billed

Send

Print



Options ▾

Contact Date Order number
keys nt 14 Aug 2017 368

E-mail: keysnt@gmail.com

Add Address

Tax exclusive

Item	Description	Quantity	Unit price	Disc %	Account	Tax rate	Amount VND
351	No description	1.00	222.00				222.00
349	No description	1.00	15.00				15.00

Subtotal 237.00

Total 237.00

Delivery details

Delivery Address Attention Instructions
 keys nt magenest magenest HN keys nt
 123456 VN
 Telephone
 12343212345

3.4. Add invoices

in backend, Xero -> Invoices table wait for sync tab:

Table Sync Xero

Invoices Table Sync Xero

ID	Order id	Name customer	Product	Total	Date create	Sync
1	363	duyen nt	Connect 3	222.00	2017-08-14 09:40:15	SYNC
2	368	keys nt	Ticket Connect 5	237.00	2017-08-14 16:20:42	SYNC

click button SYNC, after in xero:

Sales > Invoices > **Edit Invoice INV-0015**

i It is recommended that you add your [organisation contact details](#) before sending invoices.

Draft

[Preview](#)
[Email](#)
[Print PDF](#)
[Invoice Options](#)

To	Date	Due Date	Invoice #	Reference
keys nt	14 Aug 2017	14 Aug 2017	INV-0015	

VND Vietnamese Dong Amounts are Tax Exclusive

Item	Description	Qty	Unit Price	Disc %	Account	Tax Rate	Amount VND
351: Ticket		1.00	222.00				222.00
349: Connect 5		1.00	15.00				15.00

[Add a new line](#)

Subtotal 237.00

Tax 0.00

TOTAL 237.00

3.5 Mode Auto sync Xero

- a. Add product

Connect 8

Permalink: <http://myxerointegration.demo.lzsync.com/index.php/product/connect-8/> [Edit](#)

[Add Media](#)
Visual Text

Paragraph **B** *I* U ~~ABC~~ [Link](#) [Image](#) [Table](#)

Word count: 0 Draft saved at 9:34:53 am.

Product data — Simple product Virtual: ☐ Downloadable: ☐

General

Inventory

Regular price (\$)

Sale price (\$) [Schedule](#)

In Xero:

[Home](#)[My Account](#)[Checkout](#)[Cart](#)[Home](#) / [My Account](#)

My Account

Login

Username or email address *

Password *

Login

☐ Remember me

[Lost your password?](#)

Register

Email address *

Password *

Register

in Xero:

Contacts

[Show Getting Started](#)[Import](#)[Export](#)[Send statements](#)[Add contact](#)**All 6**

Customers 2

Suppliers 0

Archived 0

Groups[New](#)

No groups

Smart Lists[New](#)

Have purchased an item

Outstanding > 30 days

Overdue > 7 days

Paid us (in the last year)

Options ▾

[Edit](#)

No items selected

Sort by [Name](#)

<input type="checkbox"/> CONTACT	EMAIL	YOU OWE THEM	THEY OWE YOU
<input type="checkbox"/> dddxuantruongk58	dddxuantruongk58@gma...	—	—
<input type="checkbox"/> han	han@gmail.com	—	—
<input type="checkbox"/> hang nt		—	—
<input type="checkbox"/> Keys NT HN		—	—
<input type="checkbox"/> nguybbbetvvhan	nguybbbetvvhan@gmail...	—	—
<input type="checkbox"/> nguyethan	nguyethan@gmail.com	—	—

c. Add Order

Order details

PRODUCT	TOTAL
Connect 3 × 1	\$222,00
Subtotal:	\$222,00
Shipping:	Flat rate
Payment method:	Direct bank transfer
Total:	\$222,00

Customer details

Email:	keysnt@gmail.com
Phone:	12343212345

in Xero:

Purchase Order 370

Billed

Send

Print



Options ▾

Contact Date Order number
keys nt 14 Aug 2017 370

E-mail: keysnt@gmail.co
 m

Add Address

Tax exclusive

Item	Description	Quantity	Unit price	Disc %	Account	Tax rate	Amount VND
345	No description	1.00	222.00				222.00

Subtotal 222.00

Total 222.00

Delivery details

Delivery Address Attention Instructions
 keys nt magenest magenest HN keys nt
 123456 VN
 Telephone
 12343212345

d. Add Invoices

Edit Invoice INV-0016



It is recommended that you add your organisation contact details before sending invoices.

Draft

Preview

Email

Print PDF

Invoice Options ▾

To Date Due Date Invoice # Reference
 keys nt 14 Aug 2017 14 Aug 2017 INV-0016

VND Vietnamese Dong

Amounts are Tax Exclusive

Item	Description	Qty	Unit Price	Disc %	Account	Tax Rate	Amount VND
345: Connect 3		1.00	222.00				222.00

Add a new line ▾

Subtotal 222.00

Tax 0.00

TOTAL 222.00

Save

Approve

Cancel

5. Report data sync from woocommerce to xero

Status:CONNECT

Report Xero

Report

ContactProductOrdersInvoices

Contacts

	User id	Name	Mode	Email	Xero id	Date create
1	2	aaaa		aaaa@gmail.com	b478e933-e847-4d48-a55e-5402c969b2b9	2018-03-20 13:06:09
2	3	nguyenhg1		nguyenhg@gmail.com	9200e367-c714-46f2-879e-280291ea2289	2018-03-26 13:43:02
3	4	hangnt	member	hangnt@gmail.com	81abf76b-0999-4738-b831-f05dfc7a504d	2018-03-26 15:43:51
4	10	xdcxvvc	customer	xdcxvvc@gmail.com	141eacdb-1d22-4919-a5d2-4ff964cbe3a1	2018-03-26 15:59:40
9	12	ahihihuyen	customer	ahihihuyen@gmail.com	0	2018-03-26 19:20:42

12Next»