

3. Gift Card Plus User Guide

Thank you for purchasing our extension. If you have any questions that are beyond the scope of this document, do not hesitate to leave us an email via support@magenest.com

By: Magenest | Support Portal: <https://servicedesk.izysync.com/servicedesk/customer/portal/35>

- 1 [Introduction](#)
 - 1.1 [For customer](#)
 - 1.2 [For admin](#)
 - 1.3 [System Requirements](#)
- 2 [Configuration](#)
 - 2.1 [General settings](#)
 - 2.2 [Gift Card Option](#)
 - 2.3 [Email Settings](#)
- 3 [Admin Functions](#)
 - 3.1 [Gift card template](#)
 - 3.1.1 [General](#)
 - 3.1.2 [Main Image Upload](#)
 - 3.1.3 [Background Image Upload](#)
 - 3.1.4 [Main Image Upload](#)
 - 3.2 [Gift card code prefix](#)
 - 3.2.1 [Create New prefix code and edit prefix code](#)
 - 3.3 [Manage gift card code](#)
 - 3.3.1 [Create New gift card code and edit the gift card code](#)
 - 3.4 [Create gift card product](#)
- 4 [Frontend Functions](#)
 - 4.1 [Gift card product detail](#)
 - 4.2 [Customer Gift card manage](#)
 - 4.3 [Apply gift card code](#)
 - 4.3.1 [In shopping cart](#)
 - 4.3.2 [On checkout page](#)
- 5 [Update](#)
- 6 [Support](#)

Introduction

Magento 2 Gift Card Extension is the product developed by Magenest to let your customers purchase gift cards from your store in a flexible and seamless way.

We give all necessary tools such as drag and drop design to attract customers to purchase gift cards.



For customer

- Choose different values of a gift card at their convenience.
- Buy gift cards for themselves or send it as a gift to their friends.
- Receive gift cards via email or post office.
- Manage the gift card/gift voucher that they already purchased at the account dashboard.
- Apply Gift Card codes to discount prices.

For admin

- Create Gift cards as products to sell online.
- Set unlimited values of gift card products to be shown as a drop-down, fixed amount, or a range.
- Configure the gift card module, change the PDF gift card configuration.
- Full back end control: create, edit, resend, change the status of gift cards, and more.
- Support API get gift card product, order have gift card product, apply gift card for current quote

System Requirements

Your store should be running on **Magento 2** version **2.3.x, 2.4.x**

Configuration

On the admin sidebar, go to **Stores > Configuration > Magenest > Gift Card Configuration**

General settings

- **Enable module:** Choose Yes to enable the Gift Card extension.
- **Date Format:** Choose the date format for the PDFgift card
- **Apply Gift Cards On Shipping Fee And Taxes:** Choose Yes to let your customer apply for gift cards on shipping fees and taxes.
- **Gift Cards Available For:** Choose who can use the gift card

Scope: Default Config ?
Save Config

GENERAL
CATALOG
SECURITY
MAGENEST
Gift Card Configuration

General

Enable module [store view] Yes
Date Format [store view] DD/MM/YYYY
Apply Gift Cards On Shipping Fee And Taxes [store view] No
Gift Cards Available For [store view] Recipient And Sender

Gift Card Option

- **Character limit for gift card messages:** The limited number of characters for a message on the PDF gift card.
- **Apply one gift card for multiple orders:** Allow a gift card can be used many times or not.
- **Restore gift card balance when the order is refunded:** Choose Yes to refund the applied gift card separately when the order is refunded.
- **Refund order is allowed to contain the used gift card:** Choose Yes to refund the order including the applied gift card.
- **Schedule time to send gift cards:** Choose Yes to allow your customer to schedule a time to send gift cards.

Gift Card Option

Character limit for gift card messages [store view] 30
Apply one gift card for multiple orders [store view] Yes
Restore gift card balance when the order is refunded [store view] Yes
Refund order is allowed to contain the used gift card [store view] No
Schedule time to send gift cards [store view] Yes

The customers can select the date and time when gift cards are sent to the recipients

Email Settings

- **Email Notification:** Choose Yes to enable email notification
- **Enable PDF attachments:** Choose Yes to attach PDF on the email notification
- **Notify customers about gift card expiration:** The number of days that the email is sent before the expired date.
- **Expiry Notification Email Template:** Template for the expiry notification email
- **Other settings**
 - **Email BCC:** Choose Yes to enable sending BBC email and No to disable
 - **Email BCC:** Insert the email address that you want to send BBC

Email Settings

Email Notification

[store view]

Yes

Enable PDF attachments

[store view]

No

Notify customers about gift card expiration

[store view]

1

Send emails x days before the expiration date

Expiry Notification Email Template

[store view]

Gift Card Email Expired

Other Setting

Email BCC

[store view]

Yes

Email BCC

[store view]

Admin Functions

Gift card template

On the admin sidebar, go to **Gift Card > PDF templates**

Dashboard

Sales

Catalog

Customers

Marketing

Content

Reports

Gift Card

Stores

System

Partners & Extensions

Gift Card PDF Template

Search by keyword

Filters

Default View

Columns

Export

Actions

2 records found

20 per page

1 of 1

ID	Template Name	Template Title	Design Type	Status	Action
1	HPBD	HPBD	Left	Enabled	Edit
2	Christmas	Merry Christmas	Center	Enabled	Edit

Copyright © 2021 Magento Commerce Inc. All rights reserved.

Magento ver. 2.4.1

[Privacy Policy](#)
[Report an Issue](#)

Create New gift card template and edit the gift card template

+ Gift Card > PDF templates> Add new Template

General

- Template Name:** Name of the template
- Status:** Status of the template
- Design Style:** PDF design of the gift card.
- Title:** Title of the template
- Style Color:** This color will be applied to the title and value field of the card
- Text Color:** This color will be applied to other text fields of the card
- Note:** Some reminder that will be printed on the card (Max Length 80)

Edit Template

Back
Reset
Preview
Save and Continue Edit
Save Template

General
Main Image Uploads
Background Image Uploads

Template Name
HPBD

Status
Enable

Design Style
Left

Title
HPBD

Style Color
#AFC2DF
This color will be applied for title and value field of the card

Text Color
#090909
This color will be applied for other text fields of the card

Note

Some reminder that will be printed on the card (Max Length: 80)

Main Image Upload

Edit Template

Search
10
thinh

Back
Reset
Preview
Save and Continue Edit
Save Template

PDF TEMPLATE CONFIGURATION

General
Main Image Uploads
Background Image Uploads

Main Image Upload Manager

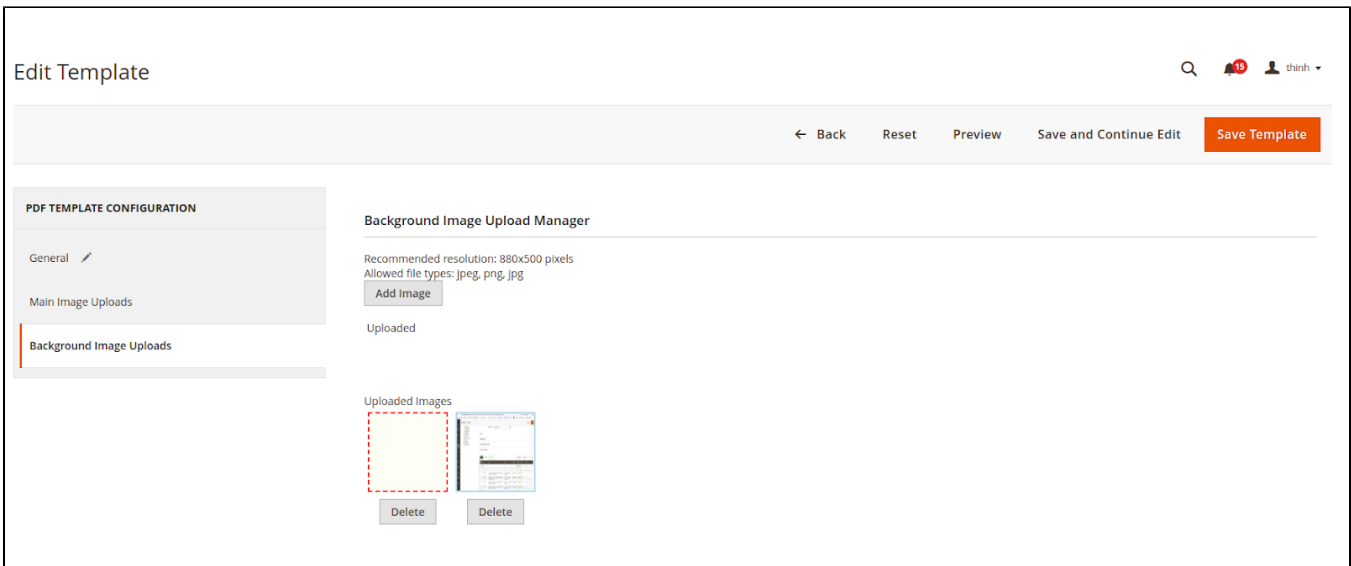
Recommended resolution:
Center Style: 220x880 pixels
Left & Right Style: 360x500 pixels
Allowed file types: jpeg, png, jpg

Add Image

Uploaded Images

Delete

Background Image Upload

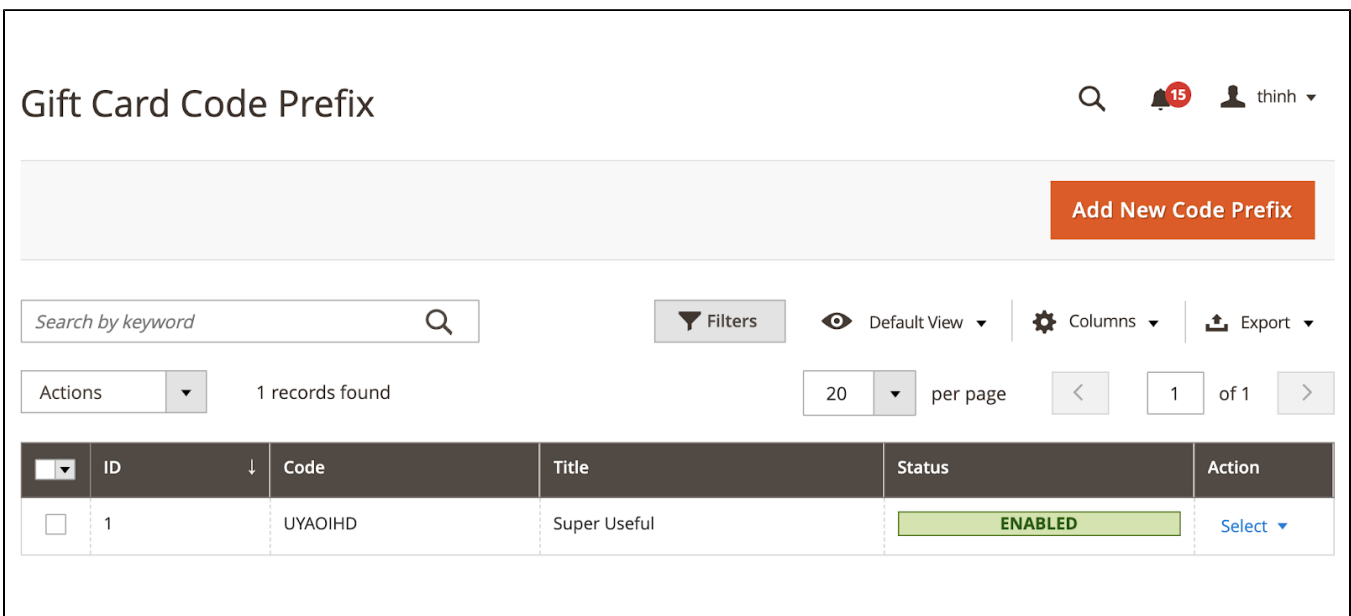


★ **Note:** Admin can preview the gift card before saving.

Gift card code prefix

On the admin sidebar, go to **Gift Card > Code Prefix**

The prefix code will be attached to the gift card code, when the gift card prefix code is disabled, that gift card code also disabled.



Create New prefix code and edit prefix code

[← Back](#)[Save and Continue Edit](#)[Save](#)

Prefix

Status Enable ▼Code * Title * Note

Manage gift card code

On your admin sidebar **Gift Card > Gift Card Code**

- Click **History** to view the usage history of that gift card

Gift Card Code														<div><div></div><div>91</div></div> <div>trang ▼</div>	
														Add New Gift Card	
Search by keyword <div></div>														<div>Filters</div> <div>Default View ▼</div> <div>Columns ▼</div> <div>Export ▼</div>	
Actions ▼ 2 records found														20 ▼ per page < 1 of 1 >	
Order Id	ID	Gift Card Code	Status	Type	Balance	Customer Id	Send Email	Send Time	Time Zone	Date Expired	Sender Email	Recipient Email	Gift Card Pdf	Action	
	<input type="checkbox"/>	1	Testtest1	Enabled	Combine	20 AFN	Guest	Not Sent		2021-09-21	tranghk@magenest.com	roni_cost@example.com	Gift Card Pdf	<div>Select ▲</div>	
	<input type="checkbox"/>	2	Test	Enabled	Email Type	90 USD	Guest	Not Sent		2021-08-31	tranghk@magenest.com	roni_cost@example.com	Gift Card Pdf	<div>Edit</div> <div>History</div>	

Gift Card History						<div><div></div><div>11</div></div> <div>admin ▼</div>	
Search Reset Filter 1 records found						20 ▼ per page < 1 of 1 >	
ID	Created At	Amount	Order	Customer Email	Status		
From <input type="text"/>	<input type="text"/>	<input type="text"/>	<input type="text"/>	<input type="text"/>	<input type="text"/>		
To <input type="text"/>	<input type="text"/>	<input type="text"/>	<input type="text"/>	<input type="text"/>	<input type="text"/>		
3	2021-01-25 06:36:59	30 USD	000000061	roni_cost@example.com	REFUND		

Create New gift card code and edit the gift card code

On your admin sidebar **Gift Card > Gift Card Code > Add New Gift Card**

- **Status:** Enable or disable gift card code
- **Gift card type:** Type of the gift card
- **Gift card code:** Code of the gift card
- **Balance:** Value of the gift card
- **Currency:** The applied currency
- **Sender Name:** Name of the sender

- **Sender email:** Email of the sender
- **Recipient Name:** Name of the recipient
- **Recipient email:** Email of the recipient
- **Message:** Message for the gift card
- **Is Sent:** Show gift card code is sent or not

Gift Card Code

Status

Enable

▼

Gift card type *

Combined

▼

Gift Card Code *

Testtest1

Balance *

20

Currency

Afghan Afghani

▼

Sender Name

Sender Email *

tranghk@magenest.com

Recipient Name

Recipient Email *

roni_cost@example.com

Message

Is Sent

No

▼

- **Send Now**
 - **Yes:** The email will be sent immediately after saving
 - **No:** Admin can Schedule Send Time and set Timezone to sent the gift card
- **Date Expired:** Expired date of the gift card
- **Main Image:** Upload the main image
- **Template:** Choose a template for the gift card
- **Prefix code:** Choose a gift card code prefix

Send Now * Yes

Date Expired * 09/21/2021

Main Image

Upload

Choose a jpg, jpeg, or png photo upload. Default size:360x500px

Template * Template Default

Prefix Code Null

Create gift card product

On your admin sidebar **Catalog >Product >Add Gift Card Code Product**

Gift card Type:

- **Virtual:** When a customer places an order, the gift card will be sent via mail.
- **Physical:** When the customer places an order, the gift card will be shipped
- **Combined:** When the customer places an order, the gift card will be shipped and sent via mail.

New Product

← Back

Add Attribute

Save

Enable Product [website]

Yes

Attribute Set

Default

Giftcard Type [global]

✓ Virtual

Physical

Combined

Product Name * [store view]

Gift Card Pro

SKU * [global]

Gift Card Pro

Quantity [global]

100

Advanced Inventory

Stock Status [global]

In Stock

- **Gift card value options:**

- **Fixed:** Gift card code has only one value
- **Option:** Customers have many options of gift card value to choose.

Gift card value options
[global]

Selected ▼

Price list

Enter gift card value here *

10

Delete

20

Delete

30

Delete

40

Delete

Delete

Add

- **Range:** Customer can insert values in the minimum and maximum limits

Gift card value options
[global]

Range ▼

Min Price
[global]

10

Max Price
[global]

100

- **Gift card lifetime:** Number of the days that gift card will expire after customer purchase
- **Templates:** Template for the gift card
- **Enable purchase fee:** Extra fee when purchasing a gift card (**Disable/Percent:** as a percentage of the gift card's value/**Fixed**)
- **Specify fee value:** Insert the value of the gift card fee
- **Gift Card Code Prefix:** Choose gift card code prefix

New Product

← Back

Add Attribute

Save

▼

Gift Card

Gift card value options

[global]

Fixed

▼

Amount

[global]

100

Gift card lifetime

[global]

365

Templates

[global]

HPBD

Christmas

Enable purchase fee

[global]

Precent

▼

Specify fee value

[global]

*

Gift Card Code Prefix


[global]

Null

▼

Frontend Functions

Gift card product detail

 Gift card fixed type:



SKU#: Happy Birthday

\$520.00

Gift Card Pro

SKU#: Gift Card Pro

\$11.00

Choose a jpg, jpeg, or png photo upload. Default size:360x500px.

+ Gift card range type

Home > Gift Cards > Happy Birthday

Dear friend

Happy Birthday

Lorem ipsum dolor sit amet, consectetur adipiscing elit, sed diam nonummy nibh euismod tincidunt ut laoreet dolore magna aliquam erat volutpat.

Choose your card design

or upload your photo

Browse

Choose a jpg, jpeg, or png photo upload. Default size:360x500px.

Happy Birthday

Be the first to review this product

\$370.00

SKU#: Happy Birthday

Amount

Enter Your Amount

Add

Choose value between \$100 and \$500

Card Information

Sender Name

Recipient Name

Enter Sender Name

Enter Recipient Name

Sender Email *

Enter Sender Email

Recipient Email *

Enter Recipient Email

Message

Enter your message

The maximum length is 30 characters

Preview Gift Card

Schedule Delivery

☒ Send Now

☐ Send Later

Qty

1

Add to Cart

Customer Gift card manage

My Account

My Orders

My Downloadable Products

My Wish List

Address Book

Account Information

Stored Payment Methods

Billing Agreements

My Product Reviews

Newsletter Subscriptions

Gift Card

Compare Products

You have no Items to compare.

Recently Ordered

☐ Voyage Yoga Bag

Add to Cart

View All

My Wish List

You have no Items in your wish list.

Stored Gift Cards

Search gift card code here...

Search

Order #	Date Expired	Status	Balance	Gift Card Code	Action
000000089	02/25/2021	Enable	\$0	abc	View Detail View History Apply Now
000000089	02/28/2021	Enable	\$19.99	abc-p7mlpHNeAude	View Detail View History Apply Now
000000085	02/02/2021	Disable	\$0	abc-DGaP3ZwaYCey	View Detail View History Apply Now
000000084	02/03/2021	Enable	\$55	abc-vfb9Vmkw0gu1	View Detail View History Apply Now
000000078	02/28/2021	Enable	\$50	abc-N0QyyLfALsEd	View Detail View History Apply Now
000000078	01/29/2021	Enable	\$30	abc-clEO4IDc6Mgv	View Detail View History Apply Now
000000077	08/16/2021	Enable	\$10	abc-kmxHCny5CTz4	View Detail View History Apply Now
000000072	01/29/2021	Enable	\$30	abc-eJwGjFIQosE	View Detail View History Apply Now
000000071	01/29/2021	Enable	\$30	abc-mBUJeekAtjfv	View Detail View History Apply Now
000000071	01/29/2021	Enable	\$30	abc-gUniFSrSPDCa	View Detail View History Apply Now

Items 1 to 10 of 31 total

1

2

3

4


>

Show 10 per page

Apply gift card code

+ In shopping cart

Shopping Cart

Item	Price	Qty	Subtotal
 Pillow	\$50.00	1	\$50.00

[Move to Wishlist](#)

Apply Discount Code

Apply Gift Card Code

Cancel

Update Shopping Cart

Summary


Estimate Shipping and Tax

Subtotal	\$50.00
Gift Card Discount	-\$50.00
Shipping (Flat Rate - Fixed)	\$5.00
Order Total	\$5.00

Proceed to Checkout

Check Out with Multiple Addresses


+ On checkout page



Shipping

Review & Payments

Search entire store here...

1

Payment Method

Check / Money order

☒ My billing and shipping address are the same

admin admin
Ha Noi
Ha Noi, Armed Forces Africa 0932233
United States
0932232323

Place Order

Apply Discount Code

Apply Gift Card Code

Cancel

Order Summary

Cart Subtotal	\$50.00
Shipping Flat Rate - Fixed	\$5.00
Gift Card Discount	-\$50
Order Total	\$5.00

1 Item in Cart

Ship To:

admin admin
Ha Noi
Ha Noi, Armed Forces Africa 0932233
United States
0932232323

Shipping Method:

Flat Rate - Fixed

Update

- When a new update is available, we will provide you with a new package containing our updated extension.
 - You will have to delete the module directory and repeat the installing steps above.
 - Flush the config cache. Your store and newly installed module should be working as expected.
-

Support

- We will reply to support requests within **2 business days**.
- We will offer **lifetime free updates and 6 months of free support for all of our paid products**. Support includes answering questions related to our products, bug/error fixing to make sure our products fit well in your site exactly like our demo.
- Support DOES NOT include other services such as customizing our products, installation, and uninstallation service.

Once again, thank you for purchasing our extension. If you have any questions relating to this extension, please do not hesitate to contact us for support.