

# Hotel Booking

Thank you for purchasing our extension. If you have any questions that are beyond the scope of this document, do not hesitate to leave us an email via our email address below.

Created: 06/07/2017 | By: Magenest | Support Portal: <http://servicedesk.izysync.com/servicedesk/customer/portal/96>

## Introduction

Woocommerce Hotel Booking perfectly fits the needs for hotel booking service with intuitive interface and flexible functionality.

### Features:

For admins:

1. Admin can enable/disable booking fields in backend to fit their requirement
2. Admin can configure the allowed adult amount, the extra price for adult amount option
3. Admin can configure the allowed children amount, the extra price for children amount option
4. Admin can configure to allow customer have extra bed and admin can configure the fee of extra bed
5. Admin can set the price base on days of week
6. Admin can manage booking with ease and effectiveness via a grid view . He can assign resources to a specific booking and change the status of booking with ease. He can view the detail of specific booking
7. Admin can filter the existing bookings effective
8. Admin can export the bookings to csv
9. Admin can manage the bookings with Calendar view. He can view the booking by the month, the week, the day intuitively
10. Admin can manage resources. (The resources perhaps are room, spa service...). He can assign unlimited resources to specific booking
11. Admin can configure to allow customer deposit room

For customers:

1. Elegant, responsive design
2. The module allow customer fulfill important information when booking (reserve) a room
3. Built on top of Woocommerce so customer can pay with any existing payment gateway such as Paypal, Stripe, Skills
4. Add plans to calendar

### Live demo here:

<http://myhotelbooking.demo.izysync.com/wp-admin>

```
Username:
manager

Pass: demo123
```

---

## Configuration

Go to **Product** **Add product** to add new product

Fill the needed information, remember to choose Bookable product box.

Product Data —
Simple product
Bookable: ☒ Virtual: ☐ Downloadable: ☐

General	SKU	three_by_the_sea	?
Inventory	Regular Price (£)	500	
Shipping	Sale Price (£)	300	<a href="#">Schedule</a>
Linked Products	Manufacturer	Magenest	
Attributes	Model	Summer room	
Advanced	Type	Luxury	
Book fields			
Book price range			

In **Advanced** tab,

Product Data —
Simple product
Bookable: ☒ Virtual: ☐ Downloadable: ☐

General	Purchase Note	*Taxes and \$28 daily resort charge not included. Starting rate is per room, per night, based on double occupancy. Offer subject to availability, some restrictions apply. Three-night minimum stay required.	?
Inventory			
Shipping			
Linked Products			
Attributes	Menu order	0	?
Advanced	Enable reviews	<input checked="" type="checkbox"/>	
Book fields			
Book price range			

- Purchase note: Enter an optional note to send the customers after purchase
- Menu order: custom ordering position
- Enable review: tick box if you want to enable review function

In **Book field** tab,

Add New

Categories

Tags

Attributes

Appearance

Plugins 1

Users

Tools

Settings

Booking

Collapse menu

Media

Pages

Comments 1

WooCommerce

Products

All Products

Add New

Categories

Tags

Attributes

Appearance

Plugins 1

Users

Tools

Settings

Booking

Product data — Simple product

Bookable: ☒ Virtual: ☐ Downloadable: ☐

General

Inventory

Shipping

Linked Products

Attributes

Advanced

Book fields

Book price range

☒ Enable field for checkin time

☒ Enable field for checkout time

☒ Enable field Note

☒ Enable field for adult amount

☒ Enable field for child amount

☒ Enable field for extra bed

☒ Enable field for deposit

Price for extra bed:

Percent for deposit:

Extra Price For Adult Amount

Amount	Extra price	Action
<input type="text" value="1"/>	<input type="text" value="20"/>	Delete
<input type="text" value="2"/>	<input type="text" value="40"/>	Delete
Add		

Extra Price For Child Amount

Amount	Extra price	Action
<input type="text" value="1"/>	<input type="text" value="20"/>	Delete
<input type="text" value="2"/>	<input type="text" value="10"/>	Delete
Add		

☐ Music

☐ Albums

☐ Singles

Add new category

Product tags

Add

Separate tags with commas

Choose from the most used tags

Product image

Set product image

Product gallery

Add product gallery images

You can enable fields that you want to display.

- Price for extra bed: set the added price when customers select extra bed box
- Percent for deposit: set total price when customers select deposit box
- Extra Price For Adult Amount: set the added price base on adult amount
- Extra Price For Child Amount: set the added price base on children amount

In **Price range** tab,

General

Inventory

Shipping

Linked Products

Attributes

Advanced

Book fields

Book price range

Price Range Base On Time

Time	Extra price	Action	
Monday ▼	<input type="text" value="20.00"/>	% off in Regular price ▼	Delete
Tuesday ▼	<input type="text" value="15.00"/>	% off in Regular price ▼	Delete
Wednesday ▼	<input type="text" value="10.00"/>	% off in Regular price ▼	Delete
Add			


You can choose the days of week you want to make a discount. Example, I chose sale 20% off on Monday. You can set discount option fix amount off or percent off.

When finish, click **Publish** button

You will see product is displayed like this:

Home / Hotel Room / Three by the Sea

Sale!



Three By The Sea

~~£500.00~~

£300.00

Experience more at Magenest with this offer that includes a 3-night stay, \$300 resort credit, and 3 days of self-parking (a \$37 daily value).

Call 800-000-000 to book by phone or inquire

Check in

mm/dd/yyyy

Check out

mm/dd/yyyy

Note

Adult amount \*

-- Please Select --

Children amount \*

-- Please Select --

Estimate Arrived time

Sel

Sel

AM

☐ Extra bed \*

+£30.00

1

Add to cart

## Management

Go to **Booking** **Booking**

Resources	Assign Resource	Change status	Delete	Detail
Limousine car	Assign Resource	Change status	Delete	Detail
spa Room 1 car	Assign Resource	Change status	Delete	Detail
Room 1	Assign Resource	Change status	Delete	Detail

You will see a grid view of booking.

The module have powerful filter.

For example you want to filter only product name that belong to product Luxury room , you can fulfill the Product name with Luxury room and press **Search** button.

You can even combine multiple filter criteria. For example you want to filter for order that is purchased by customer has name Anna Smith and product name is Luxury room show , you can fulfill both product name and customer email and press **Search** button.

You can export the order to csv and using Excel to manage it. click on **Export** Button.

If you want change status order, click **Change Status** and change it.

Select a status of booking

Un confirmation ▼

Un confirmation





Confirmation

Cancelled

Processing

Completed

Click to **Assign Resource** to add resource to booking. Click to resource you want then press **Submit** button.

<input type="checkbox"/>		spa
<input type="checkbox"/>		Tea break
<input type="checkbox"/>		Room 1
<input type="checkbox"/>		Limousine
<input type="checkbox"/>		car

Submit

You also can click **Detail** to view detail of booking

## Booking detail

Product name	Luxury Room
Product sku	
Adult amount	2
Note	Lorem
Children amount	3
Status	Completed <a href="#">Change status</a>
Customer name	Anna Smith
Customer email	luuthuy205@gmail.com
Order No	2082
Checkin	2015-07-16
Checkout	2015-07-18
Estimate arrived time	
Have extra bed	yes
Resources	Limousine car <a href="#">Assign Resource</a>

Go to **Booking Calender** to view the booking by the month, the week, the day intuitively



Jul 12 — 18, 2015

month week day

	Sun 7/12	Mon 7/13	Tue 7/14	Wed 7/15	Thu 7/16	Fri 7/17	Sat 7/18
all-day					Luxury Room 2082		Three by the Sea 20
6am							
7am							
8am							
9am							
10am							
11am							
12pm							

Calendar interface for July 18, 2015 (Saturday).

Navigation: < > today month week day

Event: Three by the Sea 2095 (all-day)

Time slots: 6am, 7am, 8am, 9am, 10am, 11am, 12pm, 1pm, 2pm

July 2015							month	week	day
Sun	Mon	Tue	Wed	Thu	Fri	Sat			
28	29	30	1	2	3	4			
5	6	7	8	9	10	11			
12	13	14	15	16	17	18			
19	20	21	22	23	24	25			
26	27	28	29	30	31	1			

You will see list of booking following day, week and month. You can click to booking to view the detail.

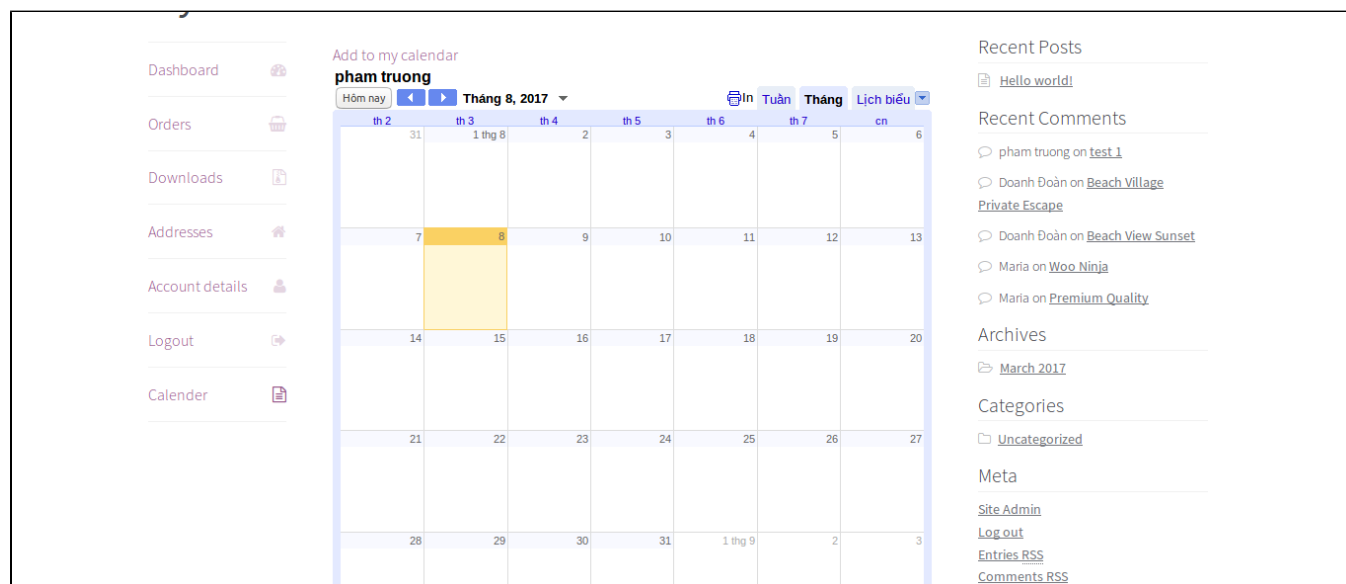
Go to **Booking Resource** to manage resource

<div> <div>Comments 1</div> <div>Contact</div> <div>WooCommerce</div> <div>Products</div> <div>Appearance</div> <div>Plugins 5</div> <div>Users</div> <div>Tools</div> <div>Settings</div> <div>Booking</div> <div>Booking</div> <div>Calendar</div> <div>Resource</div> </div>	All (5)   Published (5)		Search Resource	
	Bulk Actions		Apply	
	All dates		Filter	
			5 items	
	Title		Date	
	spa		1 hour ago Published	
	Tea break		1 hour ago Published	
	Room 1		1 hour ago Published	
	Limousine		19 hours ago Published	
	car		19 hours ago Published	
	Title		Date	
	Bulk Actions		Apply	
			5 items	

# The use

Go to **My Account** and click **Calendar** field

You can click **Add to my calendar** if you want to add plan to Google Calendar:



You can see the video tutorial here: [Woocommerce hotel booking tutorial](#)

If you have want the further features that is not supported in current version, do not hesitate to contact us.